

# NOVA ALUMINIUM SECONDARY GLAZING COMBINES GOOD LOOKS WITH EXCELLENT SOUND AND HEAT INSULATION


Nova secondary glazing enables you to keep the original character and windows of your home whilst vastly improving your living environment.

Made in long lasting aluminium, Nova secondary glazing provides high levels of thermal insulation, ensures draught proofing of the whole window frame and reduces noise to a level rarely achieved by replacement windows.

Nova secondary glazing is tailor-made to conform to your existing windows and is available in a range of colours to suit your internal decoration.



## AVAILABLE IN A RANGE OF ATTRACTIVE COLOURS






# THE COST EFFECTIVE WAY TO DOUBLE GLAZE YOUR HOME

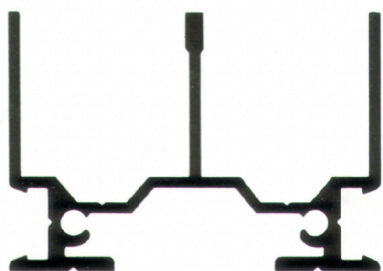


Hinged casement window with catch




Sections showing 3 and 4 window horizontal sliding openings

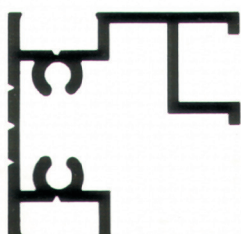
## ALUMINIUM SECTIONS (FULL SIZE)



Horizontal and Vertical Frame



Lift-out Frame  
Page 3 / 4



Hinged and Fixed Frame

Nova secondary glazing is the low cost alternative to complete replacement double glazing. Slim, elegant aluminium frames with a choice of glazing options, fit unobtrusively into the window frame reveals of your home and are fast, clean and easy to install.

Nova secondary glazing is produced to the highest standards and with strict quality control at every stage.

### Specification

The aluminium sections are extruded from 6063T6 alloy to BS1474 and are available in a white polyester powder painted coating to BS6496 and an anodised finish to BS3987. Both are ex stock. Other P.P.C. finishes are available to order.

### Glazing

All systems are glazed using channel gaskets to suit either 4mm or 6mm glass. A choice of plain or patterned, laminated or toughened glass is available.

### Draught Proofing

Double polypile is fitted round each moving panel to achieve maximum seal.

### Sound Insulation


All windows have been tested for sound insulation at 100 – 3150Hz and offer up to 20dB on single windows and up to 40dB on double windows.

### Fittings

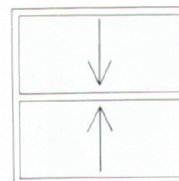
Horizontal panels operate smoothly on tough steel rollers whilst verticals are suspended on spiral balances to allow controlled opening of the sashes. Aluminium pull handles adhere unobtrusively to the glass and there is an integral handle option.

### Opening Options

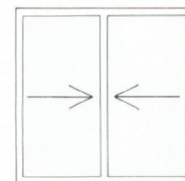
The Nova range is designed to conform to most existing window openings and consists of: horizontal sliding, vertical sliding, lift-out, hinged casement and fixed options.



Fully Fixed



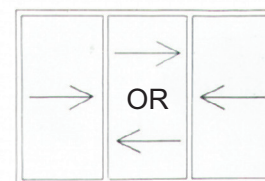
Vertical Sliding




Horizontal Sliding (2)



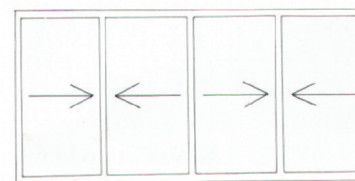
Hinged Casement



Horizontal Sliding (3)



Lift-out



Horizontal Sliding (4)