ENGINEERING
TOMORROW

Catalogue

Optyma™ Condensing Units
Lightweight and compact solution

R22 – R134a – R404A – R507, 60 Hz

http://cc.danfoss.com

OPTYMA™
DANFOSS CONDENSING UNITS

Designation system **3**
Nomenclature 3
Version - Product configuration 3
Components **4**
Optimal refrigeration solution **5**
Features **6**
Main product features 6
Cooling Capacity ranges and application limits **7**
R22 MBP/HBP - Reciprocating **8**
R22 MBP/HBP - Scroll **10**
R134a MBP/HBP - Reciprocating **12**
R134a MBP/HBP - Scroll **14**
R404A/R507 MBP/HBP - Reciprocating **16**
R404A/R507 MBP/HBP - Scroll **18**
R404A/R507 LBP - Reciprocating **20**
Dimensions **24**
Electrical wiring diagrams and data **27**

Nomenclature

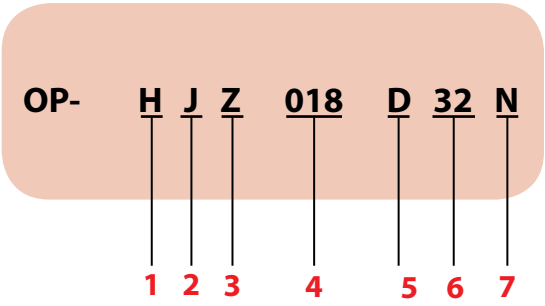

1	Application: **H** = High and medium evaporating temperature (MBP) **L** = Low evaporating temperature (LBP)	5	Platform: **D** = Micro-channel technology
2	Design: **J** = Condensing unit with reciprocating compressor and one fan **N** = Condensing unit with scroll compressor and one fan **G** = Condensing unit with reciprocating compressor and two fans **R** = Condensing unit with scroll compressor and two fans	6	Product configuration: **32 / 40** = See table below
3	Refrigerant - Type of oil: **M** = R22 - Mineral **Z** = R134a/R404A/R507 - Polyolester **U** = R22/R134a/R404A/R507 – Polyvinyl ether	7	Voltage code: **N** = Compressor 230 V/1-ph/60 Hz , fan 230 V/1-ph/60 Hz **Q** = Compressor 230 V/3-ph/60 Hz , fan 230 V/1-ph/60 Hz **R** = Compressor 460 V/3-ph/60 Hz , fan 460 V/1-ph/60 Hz
4	Compressor model: **MT and MTZ series** for MBP reciprocating compressor **NTZ series** for LBP scroll compressor **MLZ series** for MBP scroll compressor		

Version - Product configuration

	D32	D40
Receiver	X	X
Filter drier	X	X
Sight glass	X	X
Low pressure switch - KP1	X	X
High-pressure cartdrige	X	X
Oil separator		X
Suction accumulator		X
Outdoor housing		X
Crankcase heater	X	X*
Rotolock suction valve	X	X*
Rotolock discharge valve	X	X*
Pre-wired electrical box	X	X
Contactor	X	X
Sequence phase relay		X**

Note
The unit may only be operated with the types of refrigerants stated in the capacity tables.
* Not available for units equipped with scroll compressors.
** Only for units equipped with scroll compressors.

D32 version



Note:
*Not available for units equipped with scroll compressors.

D40 version

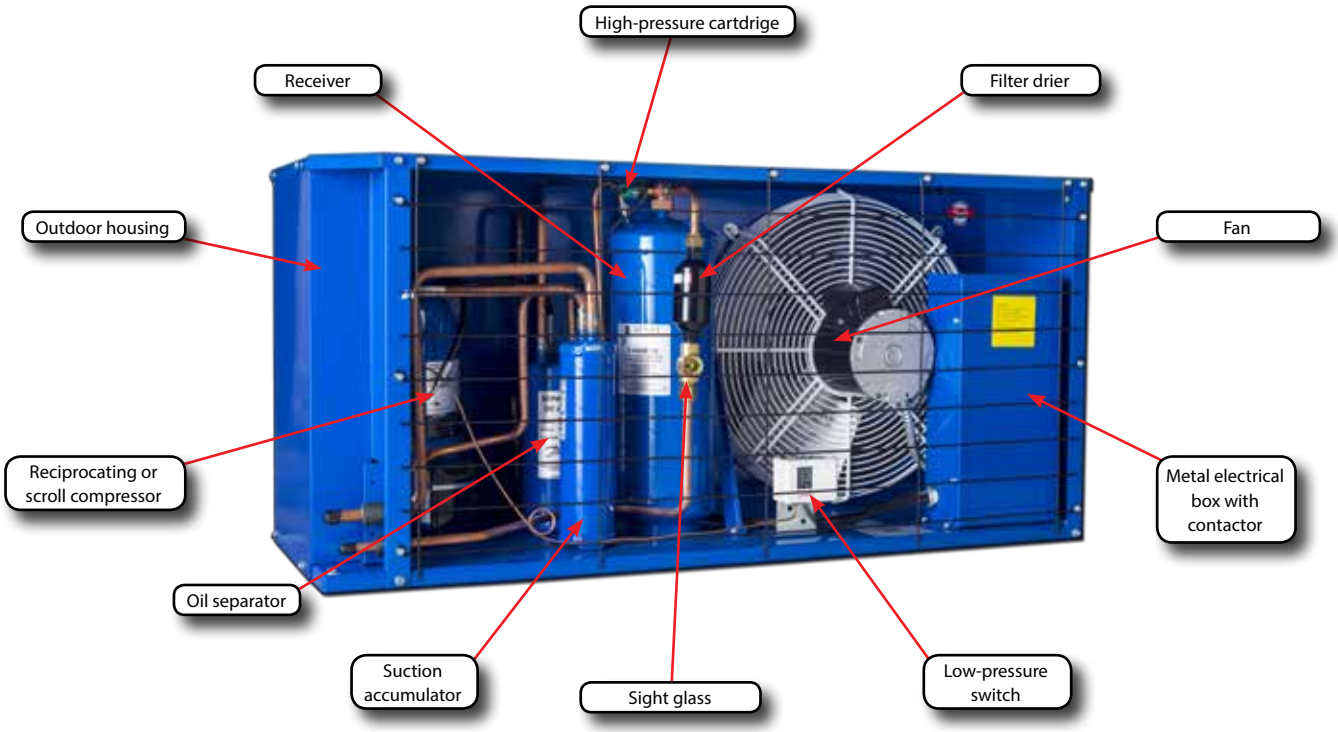

Reduced refrigerant charge

Condensing units with micro-channel condensers use up to 30% less refrigerant charge than those equipped with fin and tube type condensers, thus streamlining the installer's workload.

Lighter condensing unit

New condensing units equipped with micro-channel condensers are up to 15 kg lighter than conventional ones.

Faster installation

Refrigerant charging time is significantly reduced since less amount of refrigerant is used.

Refrigerant evacuation time is significantly reduced since the internal volume of the micro-channel condenser is quite small when compared to any equivalent fin and tube type condenser.

Faster installation enhances installer's productivity (this allows the latter to carry out a greater number of installations per day).

The fact that it is lighter than conventional units also further shortens installation time.

Easier to maintain

Units feature suction and discharge valves allowing fast and easy maintenance.

Cleaning micro-channel type condensers is easier and faster than fin and tube ones.

Both factors combined allow preventive maintenance on these units to be performed up to 50% faster than on conventional ones.

Greater efficiency

Scroll units are designed to deliver greater energy efficiency compared to other technologies, which translates into less power consumption and lower energy costs.

Provided that the refrigeration appliance operates mainly as close as possible to the optimum point (-10°C), scroll technology will certainly deliver significant energy savings.

Less noise emissions

During operation, scroll compressors generate lower noise levels compared to other technologies. Hence, they can be used in a wide variety of locations where noise may be an issue.

Faster and easier upgrade

The oil used by scroll compressors is suitable for any type of refrigerant: This may be of great advantage for installations currently operating with R22, but which are expected to upgrade to an alternative type of refrigerant in the future, as no oil change will be required.

Main product features

Crankcase heater

• The crankcase heater reduces by 23.5% the risk of the compressor failing under flooded start-up conditions, thus extending the operating life of the condensing unit.

Micro-channel condenser



• As the micro-channel condenser has a reduced internal volume, it uses a smaller amount of refrigerant charge and is more efficient, hence reducing refrigerant evacuation and charging time even further. Cleaning and maintenance are also easier and faster.

Rotolock valve

• The presence of Rotolock valves on the condensing unit suction and discharge lines allows for faster compressor replacement and reduces the time needed for refrigerant evacuation, thus speeding up maintenance operations.

How to select the technology that best fits your application

Condensing units equipped with scroll or reciprocating compressors can be used for any kind of refrigeration application, provided that the application limits of the unit are being observed. However, you may enjoy more benefits when you choose a technology that is particularly suited for the application in mind.

The following table provides some recommendations on which technologies to use under specific conditions.

Application or condition	Compressor type		Reason
	Reciprocating	Scroll	
Noise level		👍	Reduced noise level
Retrofit or upgrade		👍	Oil for multiple refrigerant types
Low temperatures	👍		Lower temperature range
Medium and high temperatures	👍	👍	Wide temperature range
Applications with stable evaporating temp. between -15°C and -5°C		👍	Improved annual energy efficiency level using a scroll compressor
Applications with stable evaporating temp. beyond the -15°C to -5°C range	👍		Improved annual energy efficiency level using a reciprocating compressor
Applications with variable evaporating temp.	👍		Improved annual energy efficiency level using a reciprocating compressor

Rated capacity ranges (Btu/h)*

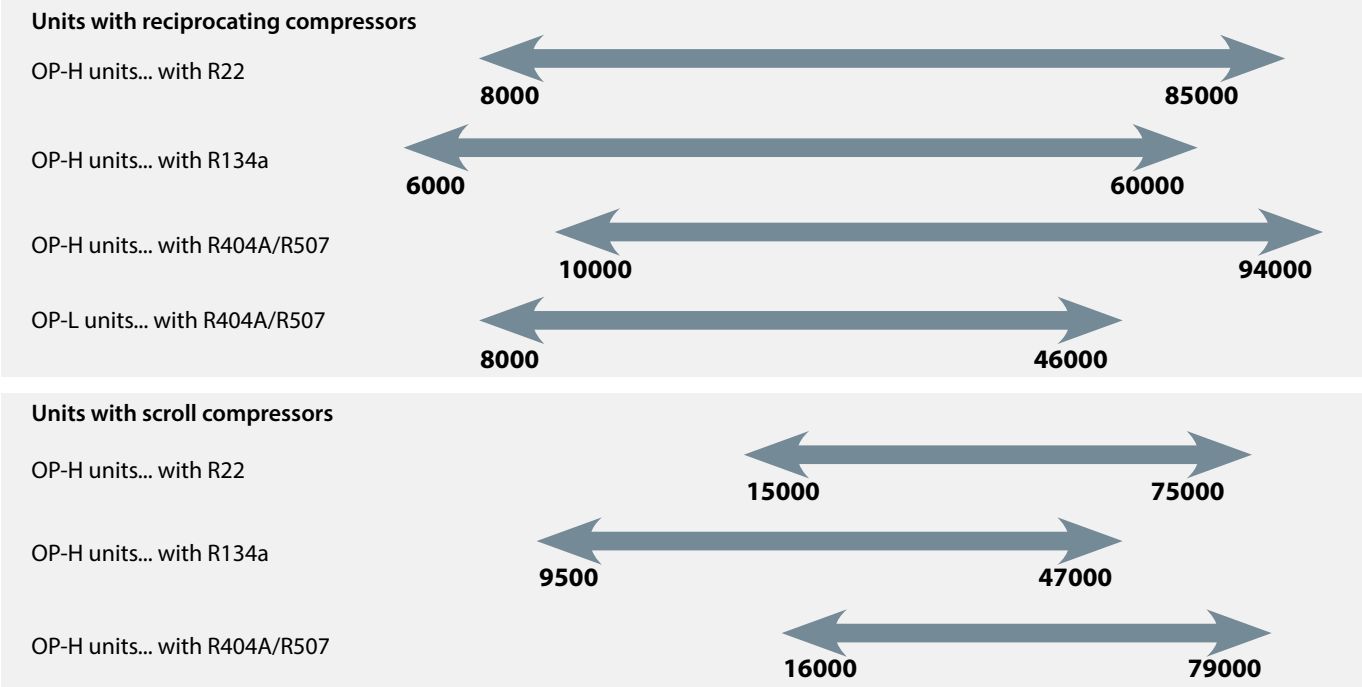

* Evaporating temperature for OP-H units...: -10°C. Evaporating temperature for OP-L units...: -25°C

Application limits (evaporating temperature in °C)

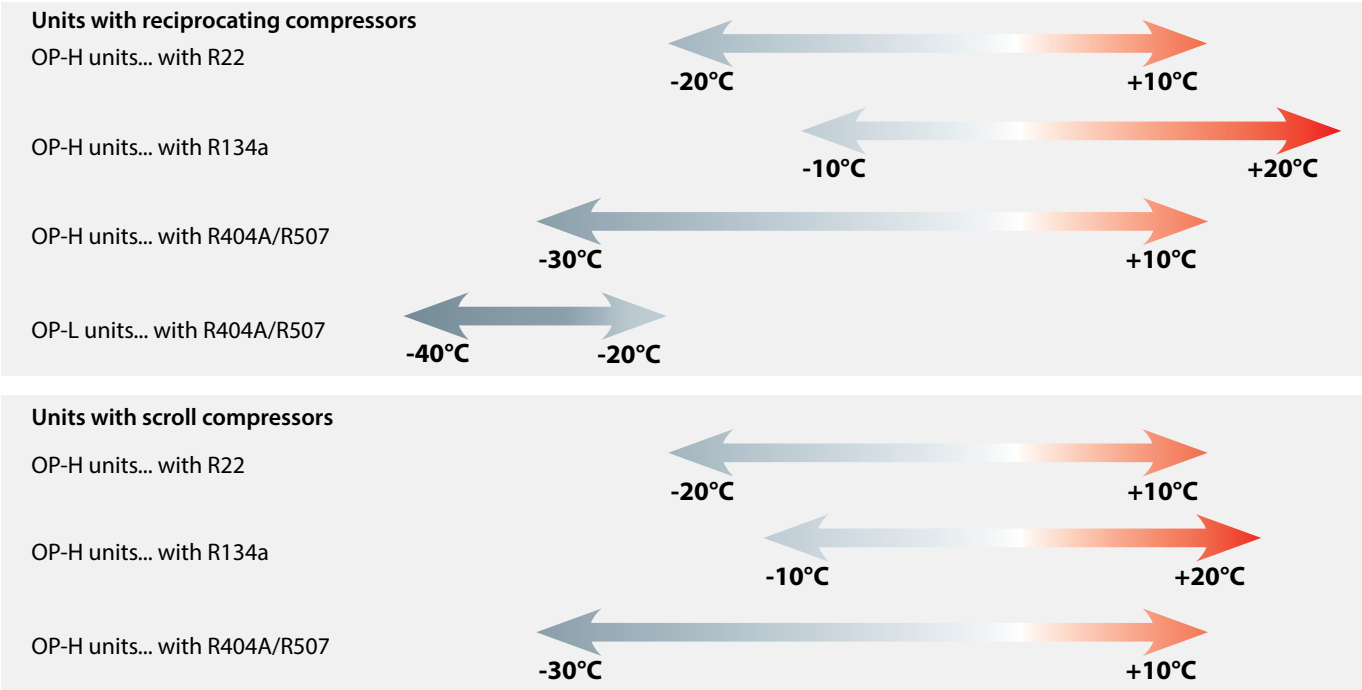

How to select a Danfoss condensing unit

1) Calculate the cooling capacity required for the application.

2) Select your preferred type of coolant and then a unit with sufficient capacity to suit the evaporating temperature required for the project, as well as the maximum ambient temperature conditions prevailing at the location where the condensing unit is to be installed. Never extrapolate values or use equipment under operating conditions beyond the application limits stated above. Should the unit be likely to operate sporadically beyond said limits, specific controls shall be added, such as pressure regulators, thermostats, etc. in order to protect the equipment.

3) The unit code number can be found in the actual capacity table, tallying with the required voltage code (N, Q, or R) and preferred configuration (D32 or D40).

Fans	Test conditions	Model	version code		Electrical code	Compressor	Ambient temperature	Cooling capacity [Btu/h] at evaporating temperature						
			D32	D40				-20°C	-15°C	-10°C	-5°C	0°C	5°C)	10°C
	Superheat 18K subcooling 3K	OP-HJM018D	114N3200 114N3203	114N3201 114N3204	N Q	MT018	32°C	4 350	6 100	8 150	10 600	13 500	16 800	20 450
							35°C	4 100	5 750	7 750	10 100	12 900	16 050	19 550
							38°C	3 850	5 400	7 350	9 600	12 250	15 250	18 650
							43°C	3 400	4 900	6 650	8 750	11 150	14 000	17 150
		OP-HJM022D	114N3216 114N3219	114N3217 114N3220	N Q	MT022	32°C	6 350	8 750	11 500	14 550	17 950	21 700	25 750
							35°C	5 900	8 250	10 900	13 850	17 150	20 750	24 650
							38°C	5 400	7 700	10 250	13 150	16 300	19 800	23 550
							43°C	4 650	6 800	9 200	11 950	14 900	18 200	21 700
		OP-HJM028D	114N3232 114N3235	114N3233 114N3236	N Q	MT028	32°C	10 400	13 650	17 350	21 450	26 000	30 950	36 350
							35°C	9 800	13 000	16 600	20 600	25 050	29 850	35 100
							38°C	9 200	12 350	15 850	19 750	24 050	28 750	33 850
							43°C	8 250	11 250	14 600	18 300	22 400	26 850	31 650
		OP-HJM036D	114N3244 114N3247	114N3245 114N3248	N Q	MT036	32°C	13 300	17 250	21 650	26 450	31 700	37 350	43 400
							35°C	12 550	16 400	20 700	25 400	30 500	36 000	41 850
							38°C	11 750	15 550	19 700	24 300	29 250	34 600	40 300
							43°C	10 450	14 100	18 100	22 450	27 200	32 250	37 650
		OP-HJM040D	114N3259 114N3262	114N3260 114N3263	N Q	MT040	32°C	15 000	19 450	24 500	30 100	36 400	43 350	51 000
							35°C	14 100	18 500	23 450	29 050	35 250	42 100	49 600
							38°C	13 150	17 550	22 450	27 950	34 050	40 850	48 250
							43°C	11 650	15 950	20 750	26 150	32 100	38 700	45 950
		OP-HJM050D	114N3274 114N3277	114N3275 114N3278	N Q	MT050	32°C	16 300	21 600	27 700	34 700	42 500	51 150	60 600
							35°C	15 500	20 650	26 550	33 300	40 850	49 200	58 300
							38°C	14 750	19 700	25 400	31 900	39 200	47 250	56 050
							43°C	13 500	18 150	23 550	29 650	36 500	44 050	52 300
		OP-HGM064D	114N3289 114N3292	114N3290 114N3293	N Q	MT064	32°C	21 100	27 400	34 700	43 000	52 300	62 500	73 600
							35°C	20 300	26 300	33 350	41 350	50 300	60 150	70 800
							38°C	19 450	25 250	32 000	39 700	48 300	57 750	68 050
							43°C	18 150	23 500	29 750	36 900	44 950	53 800	63 450
		OP-HGM080D	114N3303	114N3304	Q	MT080	32°C	28 250	36 700	46 350	57 350	69 600	83 050	97 800
							35°C	27 050	35 200	44 600	55 250	67 100	80 200	94 400
							38°C	25 750	33 700	42 800	53 100	64 600	77 250	91 000
							43°C	23 650	31 200	39 800	49 500	60 350	72 300	85 250
		OP-HGM100D	114N3313	114N3314	Q	MT100	32°C	30 850	40 050	50 750	62 950	76 650	91 850	108 550
							35°C	28 750	37 750	48 150	60 000	73 350	88 100	104 250
							38°C	26 800	35 550	45 650	57 200	70 100	84 400	100 000
							43°C	23 900	32 200	41 800	52 650	64 850	78 350	93 000
		OP-HGM125D	114N3323	114N3324	Q	MT125	32°C	42 950	55 500	70 050	86 650	105 250	125 950	148 600
							35°C	40 650	52 850	66 900	82 950	100 950	120 900	142 750
							38°C	38 450	50 250	63 800	79 250	96 650	115 800	136 850
							43°C	35 000	46 050	58 750	73 200	89 400	107 300	126 900
		OP-HGM160D	114N3333	114N3334	Q	MT160	32°C	53 000	67 900	85 100	104 650	126 450	150 500	176 550
							35°C	50 250	64 700	81 350	100 100	121 150	144 300	169 350
							38°C	47 600	61 500	77 550	95 650	115 850	138 050	162 100
							43°C	43 400	56 450	71 350	88 200	106 950	127 600	149 950

Electrical codes:

N - Compressor 230 V/1-ph/60 Hz, Fan(s)230 V/1-ph/60 Hz

Q - Compressor 230 V/3-ph/60 Hz,Fan(s) 230 V/1-ph/60 Hz

Cooling capacity for three-phase models shown. For single-phase models a difference of +/- 1% shall apply

The consumption values shown relate to an ambient temperature in the equipment room of 32°C.

Detailed settings for versions D32 and D40 can be found on page 03.

Model	Condenser			Fan Ø [mm]	Receiver [l]	Power consumption [Btu/h] at evaporating temp.		Dimensions [mm]						Weight [kg]	
	Type	Air flow [m³/h]	Internal volume [l]			-10°C	5°C	Figure	Height H [mm]	Depth D [mm]	Length L [mm]	Suction line	Liquid line	Gross	Net
OP-HJM018D	D8	2400	0.4	1x355	3	1400	1800	D32= 1A D40= 1B	463	310	1000	1/2"	3/8"	D32= 64 D40= 80	D32= 55 D40= 71
OP-HJM022D	D8	2400	0.4	1x355	3	1800	2350	D32= 1A D40= 1B	463	310	1000	1/2" 5/8" (N)	3/8"	D32= 64 D40= 80	D32= 55 D40= 71
OP-HJM028D	G8	4800	0.5	1x457	6	3000	3550	D32= 1A D40= 1B	538	420	1150	1/2" 5/8" (N)	1/2"	D32= 83 D40= 107	D32= 71 D40= 95
OP-HJM036D	G8	4800	0.5	1x457	8	3650	4550	D32= 1A D40= 1B	538	420	1150	5/8"	1/2"	D32= 85 D40= 109	D32= 73 D40= 97
OP-HJM040D	J8	6300	1.3	1x457	8	3900	4800	D32= 1A D40= 1B	688	420	1150	5/8"	1/2"	D32=93 D40=120	D32= 80 D40= 107
OP-HJM050D	J8	6300	1.3	1x457	8	4250	5250	D32= 1A D40= 1B	688	420	1150	7/8"	1/2"	D32= 104 D40= 134	D32= 91 D40= 121
OP-HGM064D	N8	8800	1.6	2x457	10	5950	7200	D32= 2A D40= 2B	715	800	1200	1 1/8"	1/2"	D32= 140 D40= 182	D32= 125 D40= 167
OP-HGM080D	N8	8800	1.6	2x457	14	7350	9400	D32= 2A D40= 2B	715	800	1200	1 1/8"	5/8"	D32= 143 D40= 185	D32= 128 D40= 170
OP-HGM100D	N8	8800	1.6	2x457	14	8650	10650	D32= 2A D40= 2B	715	800	1200	1 1/8"	5/8"	D32= 159 D40= 201	D32= 144 D40= 186
OP-HGM125D	Q8	13,980	2.5	2x550	14	10700	13350	D32= 2A D40= 2B	971	800	1500	1 1/8"	5/8"	D32= 243 D40= 302	D32= 225 D40= 284
OP-HGM160D	Q8	13,980	2.5	2x550	14	13150	16850	D32= 2A D40= 2B	971	800	1500	1 1/8"	5/8"	D32= 248 D40= 307	D32= 230 D40= 289

Fans	Test conditions	Model	Version code	Electrical code	Compressor	Ambient temperature	Cooling capacity [Btu/h] at evaporating temperature						
			D40				-20°C	-15°C	-10°C	-5°C	0°C	5°C	10°C
	Superheat 18K subcooling 3K	OP-HNU015D	114N3366 114N3367 114N3368	N Q R	MLZ015	32°C	10 000	12 400	15 100	18 150	21 550	25 300	29 350
						35°C	9 650	12 000	14 650	17 650	20 950	24 600	28 600
						38°C	9 250	11 550	14 200	17 100	20 350	23 900	27 800
						43°C		10 950	13 450	16 250	19 350	22 800	26 550
		OP-HNU021D	114N3370 114N3371 114N3372	N Q R	MLZ021	32°C	13 800	17 050	20 800	25 050	29 700	34 700	40 050
						35°C	13 350	16 550	20 200	24 300	28 850	33 750	39 000
						38°C	12 900	15 950	19 550	23 550	27 950	32 750	37 900
						43°C		15 000	18 400	22 250	26 500	31 100	36 050
		OP-HNU030D	114N3374 114N3375 114N3376	N Q R	MLZ030	32°C	20 000	24 900	30 600	37 000	44 050	51 650	59 700
						35°C	19 450	24 200	29 750	36 000	42 900	50 300	58 250
						38°C	18 800	23 450	28 850	34 950	41 650	48 950	56 700
						43°C		22 050	27 200	33 050	39 500	46 500	53 950
		OP-HRU038D	114N3378 114N3379 114N3380	N Q R	MLZ038	32°C	23 550	29 450	36 350	44 200	52 750	61 950	71 600
						35°C	22 900	28 600	35 350	43 000	51 350	60 350	69 800
						38°C	22 200	27 750	34 300	41 750	49 950	58 750	68 000
						43°C		26 150	32 400	39 550	47 400	55 900	64 850
		OP-HRU048D	114N3382 114N3383	Q R	MLZ048	32°C	31 450	39 200	48 000	57 800	68 600	80 350	92 900
						35°C	30 250	37 800	46 400	56 000	66 600	78 050	90 400
						38°C	29 000	36 400	44 750	54 150	64 450	75 700	87 750
						43°C		33 900	41 900	50 900	60 750	71 550	83 200
		OP-HRU058D	114N3385 114N3386	Q R	MLZ058	32°C	37 000	46 100	56 850	69 200	83 000	98 200	114 700
						35°C	36 000	44 800	55 250	67 250	80 750	95 650	111 800
						38°C	34 900	43 400	53 500	65 200	78 350	92 900	108 800
						43°C		40 850	50 400	61 500	74 050	88 100	103 400
		OP-HRU076D	114N3388 114N3389	Q R	MLZ076	32°C	48 600	60 650	74 700	90 400	107 500	125 700	144 650
						35°C	47 250	58 950	72 600	87 950	104 600	122 350	140 950
						38°C	45 700	57 100	70 400	85 350	101 600	118 950	137 050
						43°C		53 500	66 250	80 600	96 150	112 850	130 250

Electrical codes:

N - Compressor 230 V/1-ph/60 Hz , fan(s) 230 V/1-ph/60 Hz
Q - Compressor 230 V/3-ph/60 Hz , fan(s) 230 V/1-ph/60 Hz
R - Compressor 460 V/3-ph/60 Hz , fan(s) 460 V/1-ph/60 Hz

Cooling capacity for three-phase models shown. For single-phase models a difference of +/- 1% shall apply
The consumption values shown relate to an ambient temperature in the equipment room of 32°C.
Detailed settings for versions D32 and D40 can be found on page 03.

Model	Condenser			Fan Ø [mm]	Receiver [l]	Power consumption [Btu/h] at evaporating temp.		Dimensions [mm]						Weight [kg]	
	Type	Air flow [m³/h]	Internal volume [l]			-10°C	5°C	Figure	Height H [mm]	Depth D [mm]	Length L [mm]	Suction line	Liquid line	Gross	Net
OP-HNU015D	G8	4800	0.5	1x457	6	2450	2650	3A	538	420	1150	5/8"	1/2"	115	103
OP-HNU021D	G8	4800	0.5	1x457	6	3100	3400	3A	538	420	1150	5/8"	1/2"	115	103
OP-HNU030D	J8	6300	1.3	1x457	8	4050	4550	3A	688	420	1150	7/8"	1/2"	136	123
OP-HRU038D	N8	8800	1.6	2x457	10	5400	5950	4A	715	800	1200	7/8"	1/2"	182	167
OP-HRU048D	N8	8800	1.6	2x457	10	6750	7550	4A	715	800	1200	7/8"	1/2"	182	167
OP-HRU058D	Q8	13,980	2.5	2x550	14	7600	8350	4A	971	800	1500	1 1/8"	5/8"	287	269
OP-HRU076D	Q8	13,980	2.5	2x550	14	9750	10900	4A	971	800	1500	1 1/8"	5/8"	288	270

Fans	Test conditions	Model	Version code D32	Version code D40	Electrical code	Compressor	Ambient temperature	Cooling capacity [Btu/h] at evaporating temperature -10°C	-5°C	0°C	5°C	10°C	15°C	20°C
	Superheat 18K subcooling 3K	OP-HJZ018D	114N3207 114N3209 114N3211	114N3208 114N3210 114N3212	N Q R	MTZ018	32°C	6 000	7 750	9 900	12 450	15 400	18 850	22 750
							35°C	5 650	7 350	9 400	11 900	14 800	18 150	21 950
							38°C	5 300	6 950	8 950	11 350	14 200	17 450	21 100
							43°C	4 700	6 250	8 200	10 450	13 150	16 200	19 700
		OP-HJZ022D	114N3223 114N3225 114N3227	114N3224 114N3226 114N3228	N Q R	MTZ022	32°C	7 600	9 900	12 600	15 750	19 300	23 250	27 600
							35°C	7 250	9 450	12 100	15 100	18 550	22 400	26 600
							38°C	6 850	9 000	11 550	14 450	17 800	21 450	25 500
							43°C	6 250	8 250	10 650	13 350	16 450	19 900	23 700
		OP-HJZ028D	114N3238 114N3240	114N3239 114N3241	N Q	MTZ028	32°C	10 400	13 500	17 000	21 000	25 500	30 400	35 850
							35°C	9 950	12 950	16 400	20 250	24 600	29 400	34 700
							38°C	9 450	12 350	15 700	19 500	23 700	28 400	33 500
							43°C	8 600	11 400	14 600	18 150	22 150	26 600	31 450
		OP-HJZ036D	114N3251 114N3253 114N3255	114N3252 114N3254 114N3256	N Q R	MTZ036	32°C	13 500	17 100	21 250	26 000	31 300	37 150	43 550
							35°C	12 800	16 350	20 400	25 000	30 150	35 850	42 050
							38°C	12 150	15 600	19 550	24 000	29 000	34 550	40 550
							43°C	11 050	14 300	18 100	22 300	27 050	32 300	38 000
		OP-HJZ040D	114N3267 114N3269 114N3271	114N3268 114N3270 114N3272	N Q R	MTZ040	32°C	17 050	21 100	25 700	31 050	37 050	43 850	51 350
							35°C	16 000	20 000	24 550	29 800	35 700	42 350	49 800
							38°C	15 000	18 900	23 400	28 550	34 350	40 950	48 200
							43°C	13 350	17 150	21 500	26 550	32 200	38 550	45 650
		OP-HJZ050D	114N3281 114N3283 114N3285	114N3282 114N3284 114N3286	N Q R	MTZ050	32°C	16 950	22 500	29 000	36 450	45 000	54 550	65 100
							35°C	16 300	21 700	28 050	35 300	43 600	52 900	63 150
							38°C	15 600	20 900	27 000	34 100	42 150	51 150	61 050
							43°C	14 300	19 350	25 200	31 900	39 500	48 050	57 450
		OP-HGZ064D	114N3296 114N3298 114N3300	114N3297 114N3299 114N3301	N Q R	MTZ064	32°C	21 800	28 750	36 750	45 850	56 000	67 100	79 100
							35°C	20 900	27 650	35 400	44 250	54 050	64 800	76 400
							38°C	19 950	26 500	34 050	42 550	52 050	62 450	73 650
							43°C	18 200	24 450	31 600	39 700	48 600	58 400	69 000
		OP-HGZ080D	114N3308 114N3310	114N3309 114N3311	Q R	MTZ080	32°C	29 000	37 600	47 600	59 000	71 850	86 100	101 700
							35°C	27 750	36 150	45 850	56 900	69 350	83 200	98 300
							38°C	26 500	34 650	44 050	54 800	66 850	80 250	94 900
							43°C	24 400	32 100	41 000	51 150	62 600	75 250	89 150
		OP-HGZ100D	114N3318 114N3320	114N3319 114N3321	Q R	MTZ100	32°C	33 250	43 200	54 700	67 600	82 050	97 950	115 150
							35°C	31 350	41 000	52 150	64 650	78 650	93 950	110 600
							38°C	29 450	38 800	49 550	61 650	75 150	89 950	106 000
							43°C	26 250	35 100	45 150	56 550	69 250	83 150	98 250
		OP-HGZ125D	114N3328 114N3330	114N3329 114N3331	Q R	MTZ125	32°C	42 950	55 750	70 650	87 600	106 750	127 900	151 050
							35°C	40 600	53 050	67 450	83 900	102 350	122 800	145 200
							38°C	38 300	50 350	64 250	80 100	97 950	117 650	139 250
							43°C	34 450	45 800	58 850	73 700	90 350	108 850	129 050
		OP-HGZ160D	114N3338 114N3340	114N3339 114N3341	Q R	MTZ160	32°C	60 400	75 500	92 550	111 500	132 400	155 100	179 550
							35°C	57 700	72 400	89 000	107 450	127 700	149 700	173 400
							38°C	54 950	69 250	85 400	103 250	122 900	144 200	167 150
							43°C	50 250	63 850	79 100	96 050	114 600	134 750	156 400

Electrical codes:

N - compressor 230 V/1-ph/60 Hz, fan(s) 230 V/1-ph/60 Hz

Q - compressor 230 V/3-ph/60 Hz , fan(s) 230 V/1-ph/60 Hz

R - compressor 460 V/3-ph/60 Hz, fan(s) 460 V/1-ph/60 Hz

Cooling capacity for three-phase models shown. For single-phase models a difference of +/- 1% shall apply

The consumption values shown relate to an ambient temperature in the equipment room of 32°C.

Detailed settings for versions D32 and D40 can be found on page 03.

Model	Condenser			Fan Ø [mm]	Receiver [l]	power consumption [Btu/h] at evaporating temp.		Dimensions [mm]						Weight [kg]	
	Type	Air flow [m³/h]	Internal volume [l]			-10°C	5°C	Figure	Height H [mm]	Depth D [mm]	Length L [mm]	Suction line	Liquid line	Gross	Net
OP-HJZ018D	D8	2400	0.4	1x355	3	1050	1300	D32= 1A D40= 1B	463	310	1000	1/2"	3/8"	D32= 64 D40= 80	D32= 55 D40= 71
OP-HJZ022D	D8	2400	0.4	1x355	3	1250	1600	D32=1A D40=1B	463	310	1000	1/2" 5/8" (N)	3/8"	D32=64 D40=80	D32=55 D40=71
OP-HJZ028D	G8	4800	0.5	1x457	6	2150	2600	D32=1A D40=1B	538	420	1150	1/2" 5/8" (N)	1/2"	D32=83 D40=107	D32=71 D40=95
OP-HJZ036D	G8	4800	0.5	1x457	8	2650	3350	D32=1A D40=1B	538	420	1150	5/8"	1/2"	D32= 85 D40= 109	D32= 73 D40= 97
OP-HJZ040D	J8	6300	1.3	1x457	8	2850	3600	D32= 1A D40= 1B	688	420	1150	5/8"	1/2"	D32= 93 D40= 120	D32= 80 D40= 107
OP-HJZ050D	J8	6300	1.3	1x457	8	3000	3600	D32= 1A D40= 1B	688	420	1150	7/8"	1/2"	D32= 104 D40= 134	D32= 91 D40= 121
OP-HGZ064D	N8	8800	1.6	2x457	10	3600	4550	D32= 2A D40= 2B	715	800	1200	7/8"	1/2"	D32= 140 D40= 182	D32= 125 D40= 167
OP-HGZ080D	N8	8800	1.6	2x457	14	5250	6500	D32= 2A D40= 2B	715	800	1200	1 1/8"	5/8"	D32= 143 D40= 185	D32= 128 D40= 170
OP-HGZ100D	N8	8800	1.6	2x457	14	6050	7600	D32= 2A D40= 2B	715	800	1200	1 1/8"	5/8"	D32= 159 D40= 201	D32= 144 D40= 186
OP-HGZ125D	Q8	13,980	2.5	2x550	14	6900	8800	D32= 2A D40= 2B	971	800	1500	1 1/8"	5/8"	D32= 243 D40= 302	D32= 225 D40= 284
OP-HGZ160D	Q8	13,980	2.5	2x550	14	9200	11800	D32= 2A D40= 2B	971	800	1500	1 1/8"	5/8"	D32= 248 D40= 307	D32= 230 D40= 289

Fans	Test conditions	Model	Version code	Electrical code	Compressor	Ambient temperature	Cooling capacity [Btu/h] at evaporating temperature						
			D40				-15°C	-10°C	-5°C	0°C	5°C	10°C	15°C
	Superheat 18K subcooling 3K	OP-HNU015D	114N3366 114N3367 114N3368	N Q R	MLZ015	32°C	7 500	9 500	11 900	14 600	17 600	20 900	24 450
						35°C	7 200	9 200	11 550	14 200	17 100	20 350	23 850
						38°C	6 950	8 900	11 150	13 750	16 650	19 800	23 200
						43°C	6 450	8 350	10 500	13 000	15 750	18 800	22 100
		OP-HNU021D	114N3370 114N3371 114N3372	N Q R	MLZ021	32°C	10 300	13 300	16 650	20 400	24 650	29 300	34 500
						35°C	9 900	12 850	16 150	19 850	24 000	28 600	33 650
						38°C	9 450	12 400	15 650	19 300	23 350	27 850	32 750
						43°C	8 750	11 600	14 800	18 300	22 200	26 550	31 250
		OP-HNU030D	114N3374 114N3375 114N3376	N Q R	MLZ030	32°C	15 600	19 850	24 800	30 500	36 900	43 950	51 600
						35°C	15 000	19 200	24 100	29 700	35 950	42 850	50 350
						38°C	14 450	18 550	23 350	28 800	34 950	41 700	49 100
						43°C	13 450	17 400	22 050	27 350	33 250	39 750	46 850
		OP-HRU038D	114N3378 114N3379 114N3380	N Q R	MLZ038	32°C	18 300	23 050	28 750	35 400	42 850	51 000	59 800
						35°C	17 700	22 300	27 900	34 400	41 700	49 700	58 350
						38°C	17 100	21 600	27 050	33 400	40 500	48 350	56 850
						43°C	16 100	20 350	25 550	31 600	38 500	46 050	54 200
		OP-HRU048D	114N3382 114N3383	Q R	MLZ048	32°C	24 100	30 400	37 700	46 100	55 450	65 850	77 200
						35°C	23 200	29 300	36 450	44 650	53 800	63 950	75 050
						38°C	22 300	28 200	35 150	43 150	52 100	62 000	72 900
						43°C	20 700	26 350	32 950	40 550	49 150	58 700	69 100
		OP-HRU058D	114N3385 114N3386	Q R	MLZ058	32°C	28 550	35 800	44 100	53 500	64 050	75 650	88 350
						35°C	27 600	34 600	42 650	51 850	62 100	73 500	85 950
						38°C	26 600	33 400	41 200	50 150	60 150	71 250	83 450
						43°C	25 000	31 350	38 750	47 250	56 800	67 450	79 150
		OP-HRU076D	114N3388 114N3389	Q R	MLZ076	32°C	37 800	46 950	57 850	70 400	84 450	100 000	116 850
						35°C	36 450	45 450	56 100	68 350	82 100	97 250	113 650
						38°C	35 050	43 850	54 300	66 250	79 650	94 400	110 450
						43°C	32 650	41 150	51 150	62 600	75 450	89 600	104 900

Electrical codes:

N - compressor 230 V/1-ph/60 Hz , fan(s) 230 V/1-ph/60 Hz
Q - compressor 230 V/3-ph/60 Hz , fan(s) 230 V/1-ph/60 Hz
R - compressor 460 V/3-ph/60 Hz , fan(s) 460 V/1-ph/60 Hz

Cooling capacity for three-phase models shown. For single-phase models a difference of +/- 1% shall apply
The consumption values shown relate to an ambient temperature in the equipment room of 32°C.
Detailed settings for versions D32 and D40 can be found on page 03.

Model	Condenser			Fan Ø [mm]	Receiver [l]	Power consumption [Btu/h] at evaporating temp.		Dimensions [mm]						Weight [kg]	
	Type	Air flow [m³/h]	Internal volume [l]			-10°C	5°C	figure	Height H [mm]	Depth D [mm]	Length L [mm]	Suction line	Liquid line	Gross	Net
OP-HNU015D	G8	4800	0.5	1x457	6	1350	1500	3A	538	420	1150	5/8"	1/2"	115	103
OP-HNU021D	G8	4800	0.5	1x457	6	2250	2450	3A	538	420	1150	5/8"	1/2"	115	103
OP-HNU030D	J8	6300	1.3	1x457	8	2950	3200	3A	688	420	1150	7/8"	1/2"	136	123
OP-HRU038D	N8	8800	1.6	2x457	10	3350	3700	4A	715	800	1200	7/8"	1/2"	182	167
OP-HRU048D	N8	8800	1.6	2x457	10	4850	5250	4A	715	800	1200	7/8"	1/2"	182	167
OP-HRU058D	Q8	13,980	2.5	2x550	14	5600	6250	4A	971	800	1500	1 1/8"	5/8"	287	269
OP-HRU076D	Q8	13,980	2.5	2x550	14	6800	7550	4A	971	800	1500	1 1/8"	5/8"	288	270

Fans	Test conditions	Model	version code D32	version code D40	Electrical code	Compressor	Ambient temperature	Cooling capacity [Btu/h] at evaporating temperature -30°C	-25°C	-20°C	-15°C	-10°C	-5°C	0°C	5°C	10°C
	Superheat 18K Subcooling 3K	OP-HJZ018D	114N3207 114N3209 114N3211	114N3208 114N3210 114N3212	N Q R	MTZ018	32°C	2 400	3 950	5 700	7 800	10 150	12 850	15 800	19 050	22 600
							35°C	2 100	3 600	5 300	7 300	9 550	12 150	15 000	18 100	21 500
							38°C	1 800	3 200	4 850	6 800	8 950	11 400	14 150	17 150	20 400
							43°C	1 300	2 650	4 150	5 900	7 950	10 200	12 700	15 500	18 550
		OP-HJZ022D	114N3223 114N3225 114N3227	114N3224 114N3226 114N3228	N Q R	MTZ022	32°C	4 250	6 000	8 100	10 500	13 300	16 400	19 800	23 450	27 400
							35°C	3 900	5 600	7 600	9 950	12 600	15 550	18 750	22 300	26 050
							38°C	3 550	5 200	7 100	9 350	11 850	14 650	17 700	21 050	24 650
							43°C	3 000	4 500	6 250	8 250	10 550	13 100	15 900	19 000	22 300
		OP-HJZ028D	114N3238 114N3240	114N3239 114N3241	N Q R	MTZ028	32°C	6 300	8 650	11 400	14 550	18 150	22 150	26 650	31 500	36 800
							35°C	5 900	8 150	10 800	13 850	17 250	21 150	25 400	30 100	35 200
							38°C	5 450	7 650	10 150	13 100	16 400	20 100	24 200	28 650	33 550
							43°C	4 650	6 750	9 100	11 800	14 850	18 250	22 050	26 200	30 750
		OP-HJZ036D	114N3251 114N3253 114N3255	114N3252 114N3254 114N3256	N Q R	MTZ036	32°C	7 350	10 300	13 750	17 700	22 200	27 200	32 700	38 650	45 050
							35°C	6 750	9 550	12 900	16 700	21 000	25 800	31 050	36 750	42 900
							38°C	6 150	8 850	12 050	15 650	19 800	24 350	29 400	34 850	40 750
							43°C	5 150	7 700	10 650	14 000	17 750	22 000	26 650	31 700	37 200
		OP-HJZ040D	114N3267 114N3269 114N3271	114N3268 114N3270 114N3272	N Q R	MTZ040	32°C	8 750	12 250	16 400	21 200	26 700	32 900	39 850	47 400	55 650
							35°C	8 100	11 450	15 450	20 050	25 300	31 250	37 900	45 150	53 050
							38°C	7 400	10 650	14 450	18 900	23 900	29 600	35 900	42 900	50 450
							43°C	6 350	9 350	12 900	16 950	21 600	26 800	32 650	39 100	46 200
		OP-HJZ050D	114N3281 114N3283 114N3285	114N3282 114N3284 114N3286	N Q R	MTZ050	32°C	10 850	15 100	20 000	25 750	32 250	39 600	47 750	56 750	66 500
							35°C	9 900	14 000	18 750	24 250	30 500	37 600	45 450	54 100	63 500
							38°C	8 950	12 900	17 450	22 750	28 750	35 550	43 100	51 350	60 450
							43°C	7 350	11 000	15 250	20 150	25 750	32 050	39 050	46 800	55 300
		OP-HGZ064D	114N3296 114N3298 114N3300	114N3297 114N3299 114N3301	N Q R	MTZ064	32°C	13 700	18 800	24 700	31 500	39 100	47 550	56 700	66 600	77 200
							35°C	12 550	17 450	23 150	29 600	36 900	44 950	53 750	63 250	73 400
							38°C	11 400	16 100	21 550	27 750	34 700	42 400	50 800	59 850	69 650
							43°C	9 500	13 850	18 900	24 600	30 950	38 050	45 800	54 250	63 400
		OP-HGZ080D	114N3308 114N3310	114N3309 114N3311	Q R	MTZ080	32°C	19 300	25 650	33 000	41 500	51 100	61 800	73 550	86 350	100 150
							35°C	17 950	24 050	31 100	39 200	48 400	58 650	69 900	82 150	95 400
							38°C	16 600	22 450	29 200	36 900	45 650	55 450	66 200	77 950	90 650
							43°C	14 400	19 750	25 950	33 050	41 050	50 050	59 950	70 850	82 750
		OP-HGZ100D	114N3318 114N3320	114N3319 114N3321	Q R	MTZ100	32°C	19 800	27 300	35 950	45 800	56 850	68 950	82 150	96 300	111 400
							35°C	18 000	25 200	33 500	42 900	53 450	65 050	77 650	91 250	105 750
							38°C	16 250	23 150	31 100	40 050	50 100	61 150	73 200	86 200	100 100
							43°C	13 400	19 800	27 100	35 300	44 550	54 700	65 800	77 900	90 900
		OP-HGZ125D	114N3328 114N3330	114N3329 114N3331	Q R	MTZ125	32°C	29 600	39 100	50 100	62 700	76 950	92 950	110 500	129 750	150 550
							35°C	27 300	36 450	47 050	59 150	72 800	88 100	105 000	123 450	143 450
							38°C	25 000	33 850	44 000	55 550	68 600	83 250	99 400	117 100	136 300
							43°C	21 250	29 450	38 850	49 550	61 600	75 100	90 050	106 550	124 500
		OP-HGZ160D	114N3338 114N3340	114N3339 114N3341	Q R	MTZ160	32°C	38 250	49 550	62 500	77 250	93 750	112 000	132 000	153 550	176 700
							35°C	35 500	46 300	58 750	72 900	88 700	106 200	125 300	146 050	168 350
							38°C	32 700	43 150	55 000	68 500	83 600	100 350	118 650	138 600	160 050
							43°C	28 200	37 850	48 850	61 250	75 200	90 650	107 650	126 250	146 500

Electrical codes:

N - compressor 230 V/1-ph/60 Hz , fan(s) 230 V/1-ph/60 Hz

Q - compressor 230 V/3-ph/60 Hz , fan(s) 230 V/1-ph/60 Hz

R - compressor 460 V/3-ph/60 Hz , fan(s) 460 V/1-ph/60 Hz

Cooling capacity for three-phase models shown. For single-phase models a difference of +/- 1% shall apply

Power consumption values shown relate to an ambient temperature in the equipment room of 32°C.

Detailed settings for versions D32 and D40 can be found on page 03.

Model	Condenser			Fan Ø [mm]	Receiver [l]	Power consumption [Btu/h] at evaporating temp.		Dimensions [mm]						Weight [kg]	
	Type	Air flow [m³/h]	Internal volume [l]			-10°C	5°C	Figure	Height H [mm]	Depth D [mm]	Length L [mm]	Suction line	liquid line	Gross	Net
OP-HJZ018D	D8	2400	0.4	1x355	3	1900	2250	D32= 1A D40= 1B	463	310	1000	1/2"	3/8"	D32= 64 D40= 80	D32= 55 D40= 71
OP-HJZ022D	D8	2400	0.4	1x355	3	2100	2700	D32= 1A D40= 1B	463	310	1000	1/2" 5/8" (N)	3/8"	D32= 64 D40= 80	D32= 55 D40= 71
OP-HJZ028D	G8	4800	0.5	1x457	6	3250	3900	D32= 1A D40= 1B	538	420	1150	1/2" 5/8" (N)	1/2"	D32= 83 D40= 107	D32= 71 D40= 95
OP-HJZ036D	G8	4800	0.5	1x457	8	3850	5000	D32= 1A D40= 1B	538	420	1150	5/8"	1/2"	D32= 85 D40= 109	D32= 73 D40= 97
OP-HJZ040D	J8	6300	1.3	1x457	8	4150	5350	D32= 1A D40= 1B	688	420	1150	5/8"	1/2"	D32= 93 D40= 120	D32= 80 D40= 107
OP-HJZ050D	J8	6300	1.3	1x457	8	4850	5900	D32= 1A D40= 1B	688	420	1150	7/8"	1/2"	D32= 104 D40= 134	D32= 91 D40= 121
OP-HGZ064D	N8	8800	1.6	2x457	10	6850	8350	D32= 2A D40= 2B	715	800	1200	7/8"	1/2"	D32= 140 D40= 182	D32= 125 D40= 167
OP-HGZ080D	N8	8800	1.6	2x457	14	8800	11100	D32= 2A D40= 2B	715	800	1200	1 1/8"	5/8"	D32= 143 D40= 185	D32= 128 D40= 170
OP-HGZ100D	N8	8800	1.6	2x457	14	9800	12150	D32= 2A D40= 2B	715	800	1200	1 1/8"	5/8"	D32= 159 D40= 201	D32= 144 D40= 186
OP-HGZ125D	Q8	13,980	2.5	2x550	14	12150	15100	D32= 2A D40= 2B	971	800	1500	1 1/8"	5/8"	D32= 243 D40= 302	D32= 225 D40= 284
OP-HGZ160D	Q8	13,980	2.5	2x550	14	15450	20250	D32= 2A D40= 2B	971	800	1500	1 1/8"	5/8"	D32= 248 D40= 307	D32= 230 D40= 289

Fans	Test conditions	Model	version code	Electrical code	Compressor	Ambient temperature	Cooling capacity [Btu/h] at evaporating temperature								
			D40				-30°C	-25°C	-20°C	-15°C	-10°C	-5°C	0°C	5°C	10°C
	Superheat 18K subcooling 3K	OP-HNU015D	114N3366 114N3367 114N3368	N Q R	MLZ015	32°C	6 400	8 400	10 700	13 250	16 100	19 350	23 000	27 100	31 600
						35°C		7 900	10 100	12 600	15 350	18 500	22 000	25 900	30 250
						38°C		7 350	9 500	11 900	14 550	17 550	20 950	24 700	28 950
						43°C			8 450	10 700	13 200	16 000	19 150	22 700	26 650
		OP-HNU021D	114N3370 114N3371 114N3372	N Q R	MLZ021	32°C	9 650	12 150	15 000	18 300	22 000	26 150	30 750	35 800	41 300
						35°C		11 550	14 300	17 450	21 000	25 000	29 450	34 350	39 750
						38°C		10 900	13 550	16 550	19 950	23 800	28 100	32 900	38 150
						43°C			12 250	15 050	18 200	21 850	25 900	30 450	35 550
		OP-HNU030D	114N3374 114N3375 114N3376	N Q R	MLZ030	32°C	14 400	18 000	22 150	27 000	32 500	38 700	45 600	53 200	61 500
						35°C		17 100	21 100	25 750	31 000	37 000	43 650	51 000	59 100
						38°C		16 200	20 000	24 450	29 500	35 250	41 650	48 800	56 700
						43°C			18 100	22 200	26 900	32 250	38 300	45 100	52 700
		OP-HRU038D	114N3378 114N3379 114N3380	N Q R	MLZ038	32°C	16 950	21 650	27 000	33 000	39 800	47 350	55 850	65 300	75 700
						35°C		20 600	25 750	31 550	38 050	45 350	53 550	62 650	72 800
						38°C		19 450	24 450	30 050	36 300	43 300	51 200	60 000	69 850
						43°C			22 150	27 350	33 250	39 800	47 200	55 500	64 850
		OP-HRU048D	114N3382 114N3383	Q R	MLZ048	32°C	22 750	28 200	34 700	42 200	50 800	60 350	70 900	82 450	95 000
						35°C		26 850	33 050	40 250	48 450	57 600	67 800	79 000	91 200
						38°C		25 400	31 300	38 200	46 000	54 850	64 650	75 450	87 350
						43°C			28 300	34 600	41 850	50 100	59 250	69 500	80 900
		OP-HRU058D	114N3385 114N3386	Q R	MLZ058	32°C	23 800	32 050	41 250	51 450	62 750	75 300	89 150	104 300	120 850
						35°C		29 900	38 800	48 600	59 450	71 450	84 700	99 300	115 200
						38°C		27 700	36 250	45 700	56 050	67 550	80 200	94 150	109 400
						43°C			31 950	40 650	50 200	60 750	72 400	85 300	99 450
		OP-HRU076D	114N3388 114N3389	Q R	MLZ076	32°C	35 600	44 500	54 600	66 150	79 200	93 850	110 150	128 100	147 700
						35°C		42 300	52 000	63 000	75 400	89 400	104 950	122 100	140 950
						38°C		40 000	49 250	59 750	71 550	84 850	99 650	116 050	134 150
						43°C			44 550	54 150	64 950	77 050	90 650	105 800	122 650

Electrical codes:

N - compressor 230 V/1-ph/60 Hz , fan(s) 230 V/1-ph/60 Hz
Q - compressor 230 V/3-ph/60 Hz , fan(s) 230 V/1-ph/60 Hz
R - compressor 460 V/3-ph/60 Hz , fan(s) 460 V/1-ph/60 Hz

Cooling capacity for three-phase models shown. For single-phase models a difference of +/- 1% shall apply
Power consumption values shown relate to an ambient temperature in the equipment room of 32°C.

Detailed settings for versions D32 and D40 can be found on page 03.

Model	Condenser			Fan Ø [mm]	Receiver [l]	Power consumption [Btu/h] at evaporating temp.		Dimensions [mm]						Weight [kg]	
	Type	Air flow [m³/h]	Internal volume [l]			-10°C	5°C	Figure	Height H [mm]	Depth D [mm]	Length L [mm]	Suction line	Liquid line	Gross	Net
OP-HNU015D	G8	4800	0.5	1x457	6	2350	2600	3A	538	420	1150	5/8"	1/2"	115	103
OP-HNU021D	G8	4800	0.5	1x457	6	3450	3700	3A	538	420	1150	5/8"	1/2"	115	103
OP-HNU030D	J8	6300	1.3	1x457	8	4450	4850	3A	688	420	1150	7/8"	1/2"	136	123
OP-HRU038D	N8	8800	1.6	2x457	10	5350	5900	4A	715	800	1200	7/8"	1/2"	182	167
OP-HRU048D	N8	8800	1.6	2x457	10	7550	8250	4A	715	800	1200	7/8"	1/2"	182	167
OP-HRU058D	Q8	13,980	2.5	2x550	14	8950	10050	4A	971	800	1500	1 1/8"	5/8"	287	269
OP-HRU076D	Q8	13,980	2.5	2x550	14	11000	12300	4A	971	800	1500	1 1/8"	5/8"	288	270

Fans	Test conditions	Model	version code	Electrical code	Compressor	Ambient temperature	Cooling capacity [Btu/h] at evaporating temperature				
			D40				-40°C	-35°C	-30°C	-25°C	-20°C
	Superheat 18K Subcooling 3K	OP-LJZ048D	114N3343 114N3344	N Q	NTZ048	32°C	2 950	4 400	6 100	8 000	10 200
						35°C	2 700	4 050	5 650	7 500	9 550
						38°C	2 400	3 700	5 200	6 950	8 900
						43°C	1 950	3 100	4 500	6 050	7 850
		OP-LJZ068D	114N3347 114N3348 114N3349	N Q R	NTZ068	32°C	5 050	7 000	9 200	11 700	14 450
						35°C	4 650	6 500	8 600	10 950	13 550
						38°C	4 250	6 000	8 000	10 250	12 700
						43°C	3 650	5 250	7 050	9 100	11 350
		OP-LJZ108D	114N3352 114N3353 114N3354	N Q R	NTZ108	32°C	6 550	9 800	13 600	17 950	22 850
						35°C	6 050	9 100	12 700	16 800	21 450
						38°C	5 500	8 400	11 800	15 650	20 050
						43°C		7 150	10 250	13 750	17 650
		OP-LJZ136D	114N3356 114N3357 114N3358	N Q R	NTZ136	32°C	9 350	13 500	18 350	23 900	30 250
						35°C	8 550	12 500	17 100	22 450	28 550
						38°C	7 700	11 500	15 900	21 000	26 800
						43°C		9 800	13 900	18 600	23 950
		OP-LGZ215D	114N3360 114N3361	Q R	NTZ215	32°C	14 900	20 800	27 750	35 800	44 950
						35°C	13 500	19 200	25 850	33 500	42 250
						38°C	12 100	17 500	23 900	31 200	39 500
						43°C	9 700	14 700	20 500	27 200	34 800
		OP-LGZ271D	114N3363 114N3364	Q R	NTZ271	32°C	20 200	27 600	36 250	46 000	56 900
						35°C	18 600	25 700	33 900	43 200	53 500
						38°C	17 050	23 800	31 550	40 300	50 050
						43°C	14 400	20 550	27 550	35 500	44 300

Electrical codes:

N - compressor 230 V/1-ph/60 Hz, fan(s) 230 V/1-ph/60 Hz
Q - compressor 230 V/3-ph/60 Hz, fan(s) 230 V/1-ph/60 Hz
R - compressor 460 V/3-ph/60 Hz, fan(s) 460 V/1-ph/60 Hz

Cooling capacity for three-phase models shown. For single-phase models a difference of +/- 1% shall apply
Power consumption values shown relate to an ambient temperature in the equipment room of 32°C.

Detailed settings for versions D32 and D40 can be found on page 03.

Model	Condenser			Fan Ø [mm]	Receiver [l]	Power consumption [Btu/h] at evaporating temp.	Dimensions [mm]						Weight [kg]	
	Type	Air flow [m³/h]	Internal volume [l]			-25°C	Figure	Height H [mm]	Depth D [mm]	Length L [mm]	Suction line	Liquid line	Gross	Net
OP-LJZ048D	D8	2400	0,4	1x355	3	1900	1B	463	310	1000	5/8"	3/8"	85	76
OP-LJZ068D	D8	2400	0,4	1x355	3	2700	1B	463	310	1000	5/8"	3/8"	85	76
OP-LJZ108D	J8	6300	1.3	1x457	8	4450	1B	688	420	1150	7/8"	1/2"	134	121
OP-LJZ136D	J8	6300	1.3	1x457	8	5650	1B	688	420	1150	7/8"	1/2"	134	121
OP-LGZ215D	N8	8800	1.6	2x457	14	8650	2B	715	800	1200	1 1/8"	5/8"	201	186
OP-LGZ271D	N8	8800	1.6	2x457	14	10950	2B	715	800	1200	1 1/8"	5/8"	201	186

Figure 1A - D32 version (Reciprocating compressor - 1 fan)

Front view

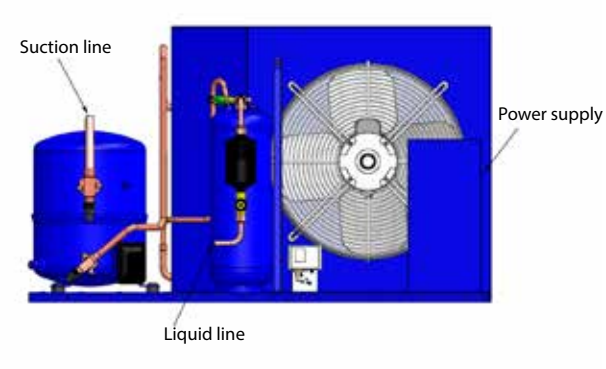

Viewed from rear left

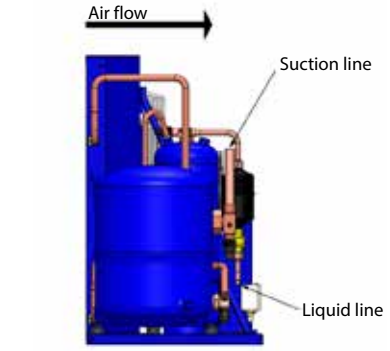

Top view

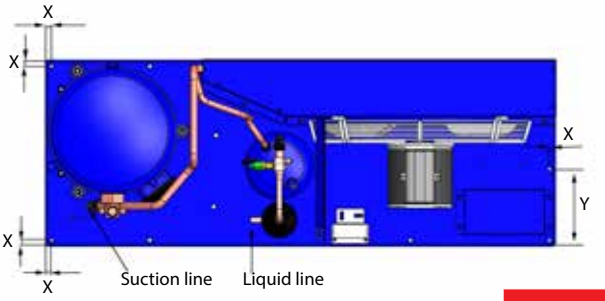

Isometric view

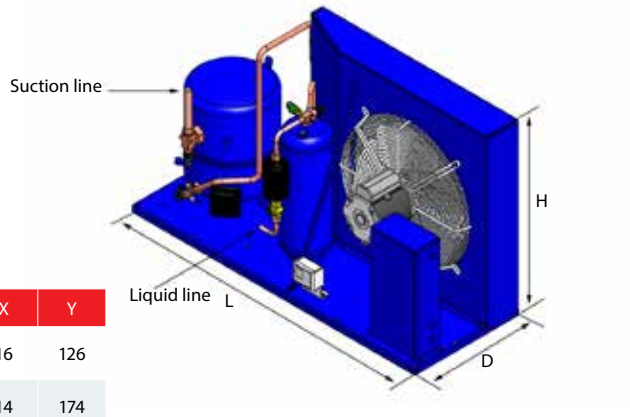

Fixing points	X	Y
OP-HJ...018D to 022D	16	126
OP-HJ...028D to 050D	14	174

Figure 1B - D40 version (Reciprocating compressor - 1 fan)

Front view

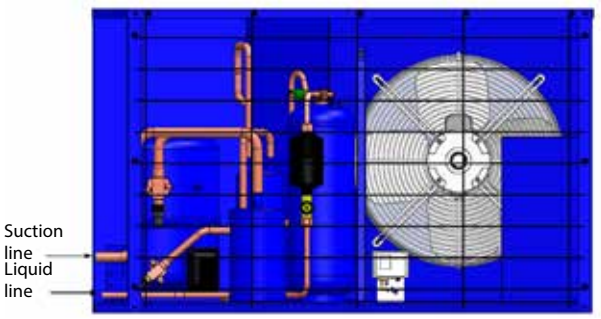

Viewed from rear left

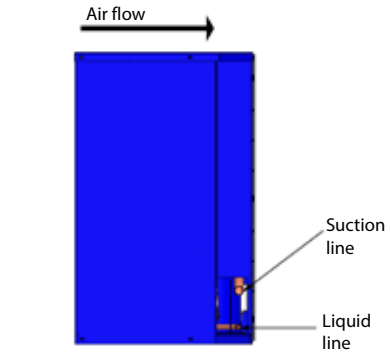

Top view (without cover cap)

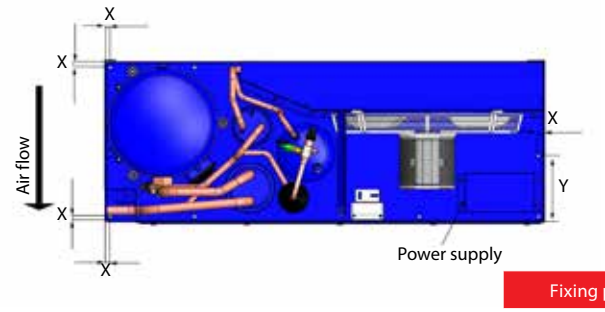

Isometric view

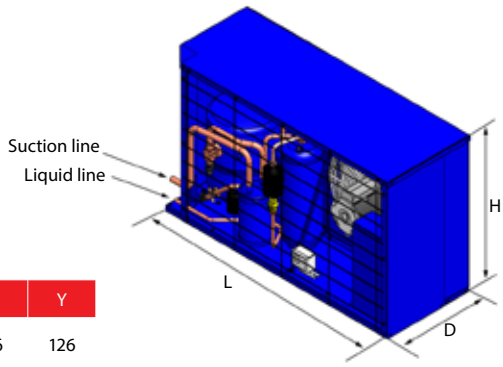

Fixing points	X	Y
OP-HJ...018D to 022D OP-LJ...048D to 068D	16	126
OP-HJ...028D to 050D OP-LJ…108D to 136D	14	174

Figure 3A - D40 version (scroll compressor - 1 fan)

Front view

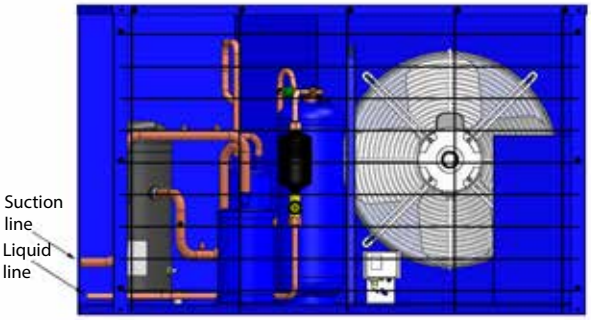

Viewed from rear left

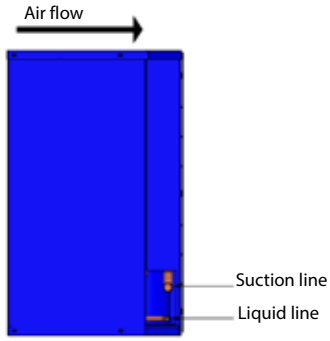

Top view (without cover cap)

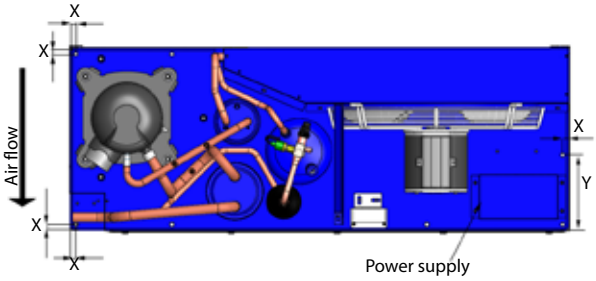

Isometric view

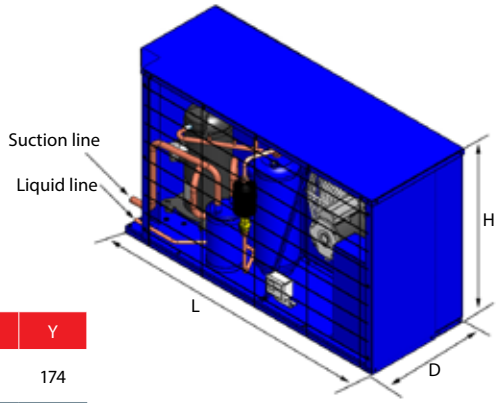

Fixing points	X	Y
OP-HNU…015D to 030D	14	174

Figure 2A - D32 version (Reciprocating compressor - 2 fans)

Front view

Viewed from rear left

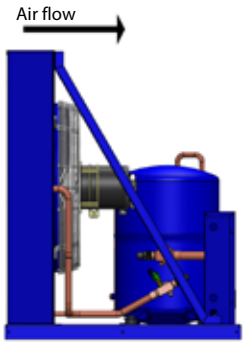

Top view

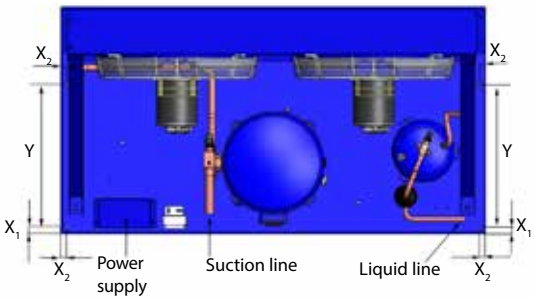

Isometric view

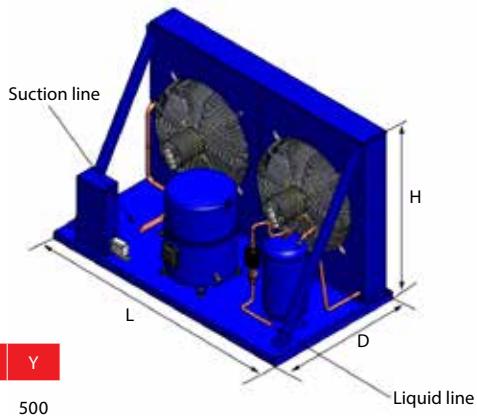

Fixing points	X_1	X_2	Y
OP-HG...064D to 160D	25	20	500

Figure 2B - D40 version (Reciprocating compressor - 2 fans)

Front view

Viewed from rear right

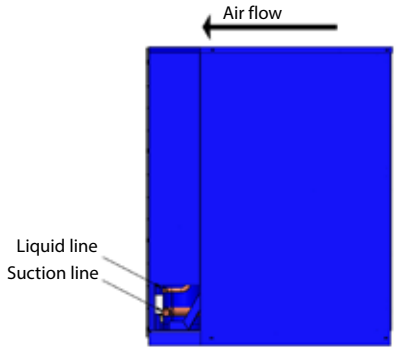

Top view (without cover cap)

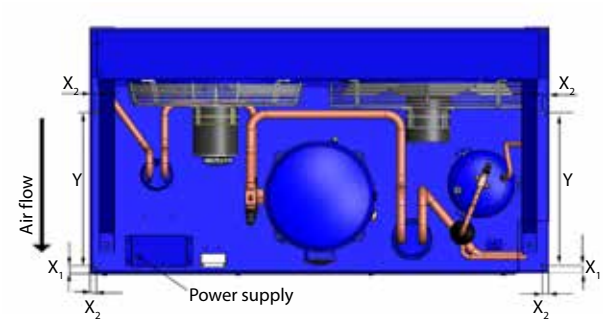

Isometric view

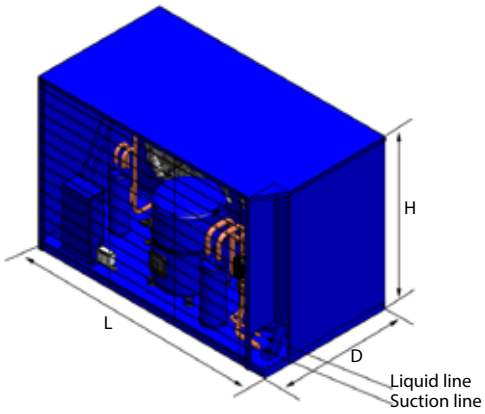

Fixing points	X_1	X_2	Y
OP-HG...064D to 160D OP-LG…215D to 271D	25	20	500

Figure 4A - D40 version (scroll compressor - 2 fans)

Front view

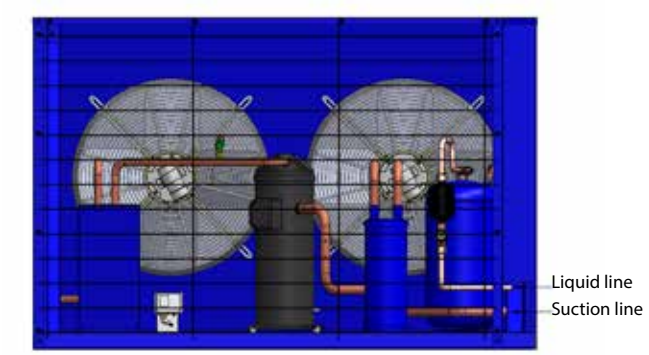

Viewed from rear right

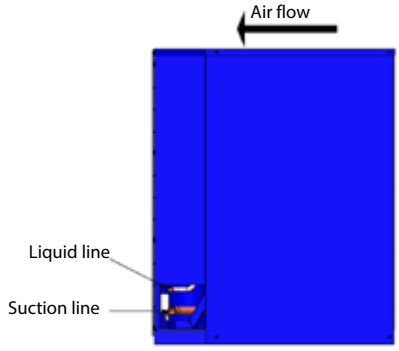

Top view (without cover cap)

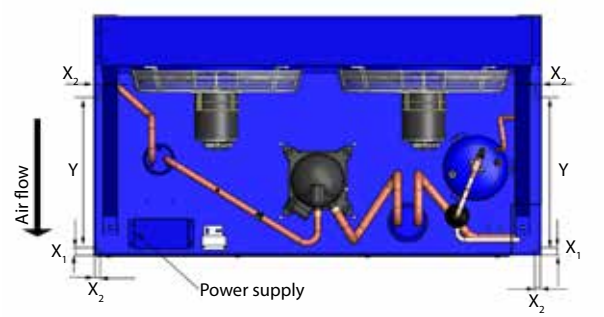

Isometric view

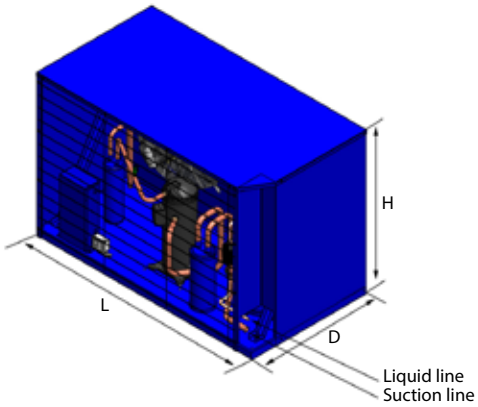

Fixing points	X_1	X_2	Y
OP-HRU…038D to 076D	25	20	500

Electrical code N - 230 V/1-ph/60 Hz - Units equipped with reciprocating hermetic and scroll compressors

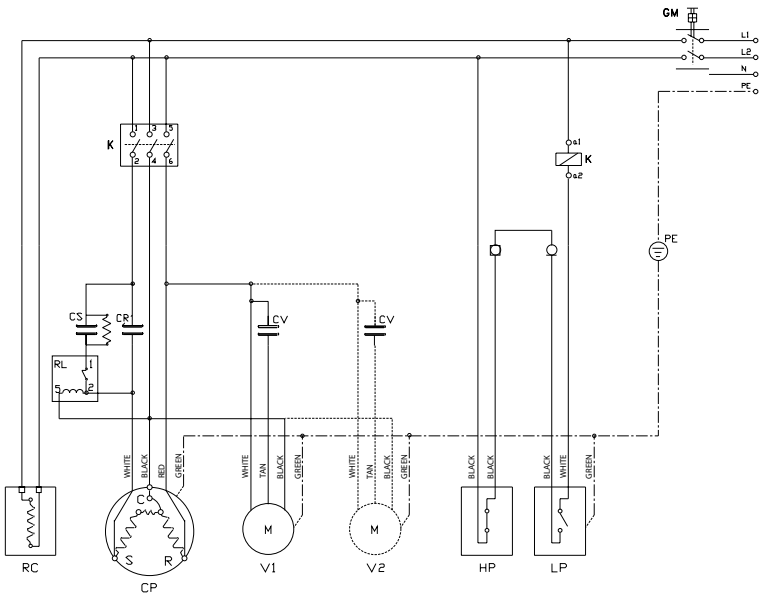

Legend	
CP	Compressor
CR	Run capacitor
CS	Starting capacitor
CV	Fan capacitor
GM	Motor protection
K	Contactor
HP	High-pressure switch
LP	Low-pressure switch
RC	Crankcase heater
RL	Relay
V	Fan

Reciprocating hermetic unit

Application	Model	LRA compressor [A] 230 V/1-ph	MCC compressor [A] 230 V/1-ph	FLA fan [A] 230 V/1-ph	Fan(s) power [W]	Unit max. power consumption (W)
MBP	OP-HJM(Z)018D	51	13	1.2	1 x 285	2569
	OP-HJM(Z)022D	49.3	17	1.2	1 x 285	3217
	OP-HJM(Z)028D	81	25	3.6	1 x 889	4537
	OP-HJM(Z)036D	84	30	3.6	1 x 889	5885
	OP-HJM(Z)040D	99	34	3.6	1 x 889	6305
	OP-HJM(Z)050D	114	36	3.6	1 x 889	6966
	OP-HGM(Z)064D	143	46	7.2	2 x 889	9526
LBP	OP-LJZ048D	43.7	13.2	1.2	1 x 285	2209
	OP-LJZ068D	72	21	1.2	1 x 285	3325
	OP-LJZ108D	97	33	3.6	1 x 889	5185
	OP-LJZ136D	140	41	3.6	1 x 889	6594

Scroll unit

Application	Model	LRA compressor [A] 230 V/1-ph	MCC compressor [A] 230 V/1-ph	FLA fan [A] 230 V/1-ph	Fan(s) power [W]	Unit max. power consumption (W)
MBP	OP-HNU015D	69	19	3.6	1 x 889	3401
	OP-HNU021D	97	24.5	3.6	1 x 889	4496
	OP-HNU030D	150	38	3.6	1 x 889	5961
	OP-HRU038D	160	45	7.2	2 x 889	7573

Legend:

LRA: Locked Rotor Amperage
MCC: Maximum Continuous Current
FLA: Full Load Amperage

Electrical code Q - 230 V/3-ph/60 Hz - Units equipped with reciprocating hermetic compressors

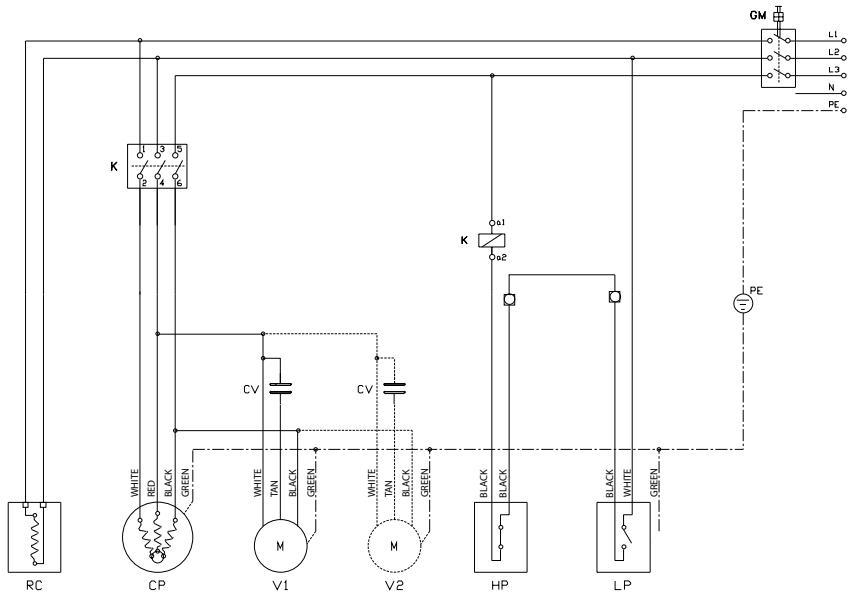

Legend	
CP	Compressor
CV	Fan capacitor
GH	Motor protection
K	Contactor
HP	High-pressure switch
LP	Low-pressure switch
RC	Crankcase heater
V1-V2	Fan

Application	Model	LRA compressor [A] 230 V/3-ph	MCC compressor [A] 230 V/3-ph	FLA fan [A] 230 V/1-ph	Fan(s) power [W]	Max. power consumption (W)
MBP	OP-HJM(Z)018D	38	9	1.2	1 x 285	2569
	OP-HJM(Z)022D	38	11	1.2	1 x 285	3217
	OP-HJM(Z)028D	57	16	3.6	1 x 889	4537
	OP-HJM(Z)036D	74	17	3.6	1 x 889	5885
	OP-HJM(Z)040D	98	22	3.6	1 x 889	6305
	OP-HJM(Z)050D	115	25	3.6	1 x 889	6966
	OP-HGM(Z)064D	137	29	7.2	2 x 889	9526
	OP-HGM(Z)080D	140	36	7.2	2 x 889	12,694
	OP-HGM(Z)100D	157	43	7.2	2 x 889	13,995
	OP-HGM(Z)125D	210	54	8.8	2 x 987	17,761
	OP-HGM(Z)160D	259	70	8.8	2 x 987	23,772
LBP	OP-LJZ048D	32	10.1	1.2	1 x 285	2209
	OP-LJZ068D	48.5	14.8	1.2	1 x 285	3325
	OP-LJZ108D	72	21.4	3.6	1 x 889	5185
	OP-LJZ136D	97.2	29	3.6	1 x 889	6594
	OP-LGZ215D	147.7	42.3	7.2	2 x 889	10,134
	OP-LGZ271D	198	56.5	7.2	2 x 889	12,861

Legend:

LRA: Locked Rotor Amperage
MCC: Maximum Continuous Current
FLA: Full Load Amperage

Electrical code R - 460 V/3-ph/60 Hz - Units equipped with reciprocating hermetic compressors

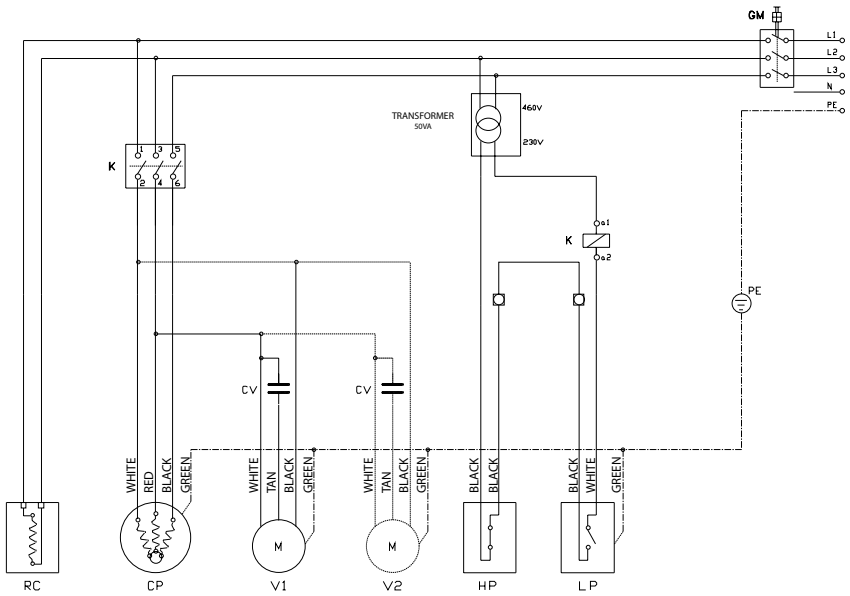

Legend	
CP	Compressor
CV	Fan capacitor
GM	Motor protection
K	Contactor
HP	High-pressure switch
LP	Low-pressure switch
RC	Crankcase heater
V1-V2	Fan

Application	Model	LRA compressor [A] 460V/3-ph	MCC compressor [A] 460V/3-ph	FLA fan [A] 230 V/1-ph	Fan(s) power [W]	Max. power consumption (W)
MBP	OP-HJM(Z)018D	20	5	0.6	1 x 285	2569
	OP-HJM(Z)022D	16	6	0.6	1 x 285	3217
	OP-HJM(Z)028D	23	7.5	1.8	1 x 889	4537
	OP-HJM(Z)036D	30	9	1.8	1 x 889	5885
	OP-HJM(Z)040D	38	10	1.8	1 x 889	6305
	OP-HJM(Z)050D	48.5	11.5	1.8	1 x 889	6966
	OP-HGM(Z)064D	64	14	3.6	2 x 889	9526
	OP-HGM(Z)080D	80	19	3.6	2 x 889	12,694
	OP-HGM(Z)100D	90	22	3.6	2 x 889	13,995
	OP-HGM(Z)125D	105	27	4.4	2 x 987	17,761
	OP-HGM(Z)160D	130	36	4.4	2 x 987	23,772
LBP	OP-LJZ068D	25	8.4	0.6	1 x 285	3325
	OP-LJZ108D	45	12.1	1.8	1 x 889	5185
	OP-LJZ136D	51	14.3	1.8	1 x 889	6594
	OP-LGZ215D	74	22.3	3.6	2 x 889	10,134
	OP-LGZ271D	96	27	3.6	2 x 889	12,861

Legend:

LRA: Locked Rotor Amperage
MCC: Maximum Continuous Current
FLA: Full Load Amperage

Electrical code Q - 230 V/3-ph/60 Hz - Units equipped with scroll compressors

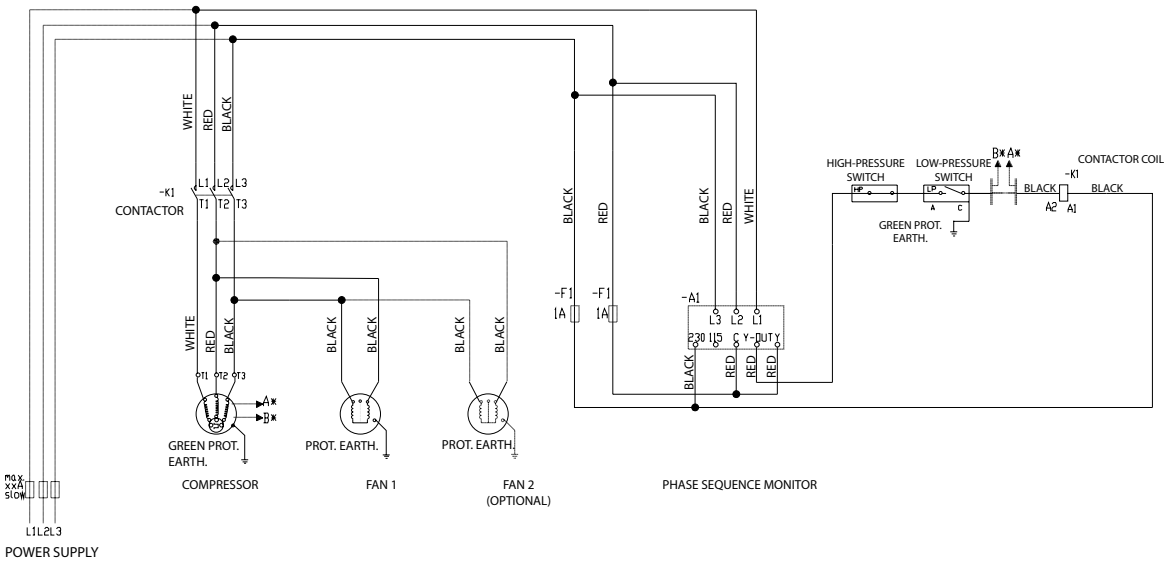

Application	Model	LRA compressor [A] 230 V/3-ph	MCC compressor [A] 230 V/3-ph	FLA fan [A] 230 V/1-ph	Fan(s) power [W]	Max. power consumption (W)
MBP	OP-HNU015D	60	14.5	3.6	1 x 889	3401
	OP-HNU021D	95	17.5	3.6	1 x 889	4496
	OP-HNU030D	120	26	3.6	1 x 889	5961
	OP-HRU038D	123	26	7.2	2 x 889	7573
	OP-HRU048D	190	37	7.2	2 x 889	9907
	OP-HRU058D	190	40	8.8	2 x 987	11,198
	OP-HRU076D	235	50	8.8	2 x 987	14,920

Legend:

LRA: Locked Rotor Amperage
MCC: Maximum Continuous Current
FLA: Full Load Amperage

Electrical code R - 460 V/3-ph/60 Hz - Units equipped with scroll compressors

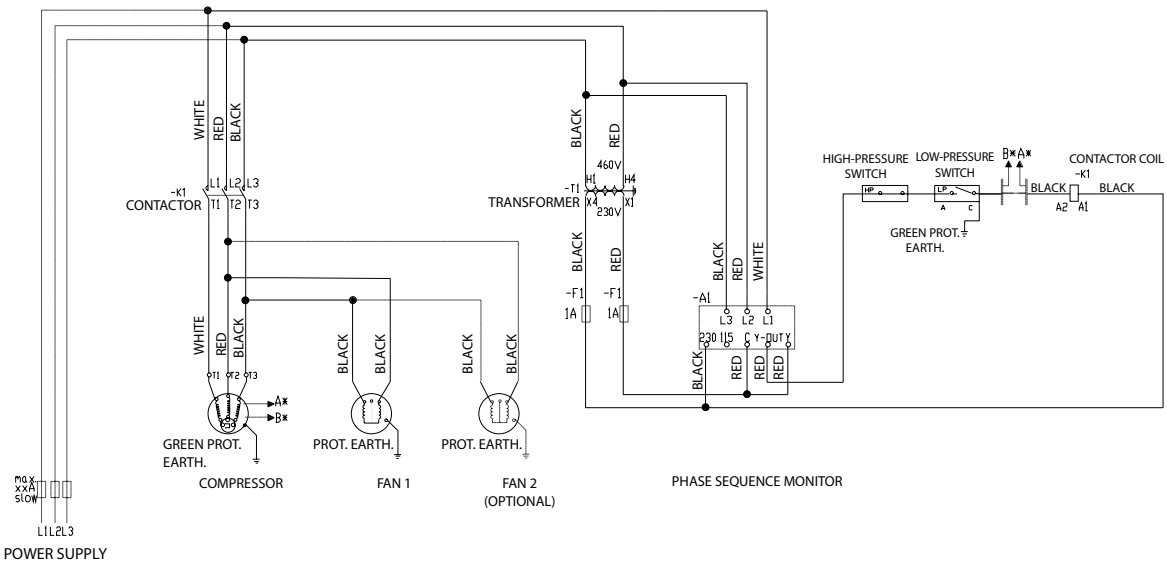

Application	Model	LRA compressor [A] 460V/3-ph	MCC compressor [A] 460V/3-ph	FLA fan [A] 460 V/1-ph	Fan(s) power [W]	Max power consumption (W)
MBP	OP-HNU015D	30	7	1.8	1 x 889	3401
	OP-HNU021D	45	9.5	1.8	1 x 889	4496
	OP-HNU030D	60	13	1.8	1 x 889	5961
	OP-HRU038D	70	15	3.6	2 x 889	7573
	OP-HRU048D	87	16	3.6	2 x 889	9907
	OP-HRU058D	95	20	4.4	2 x 987	11,198
	OP-HRU076D	140	25	4.4	2 x 987	14,920

Legend:

LRA: Locked Rotor Amperage
MCC: Maximum Continuous Current
FLA: Full Load Amperage

ENGINEERING
TOMORROW

Danfoss Commercial Compressors

is a worldwide manufacturer of compressors and condensing units for refrigeration and HVAC applications. With a wide range of high quality and innovative products we help your company to find the best possible energy efficient solution that respects the environment and reduces total life cycle costs.

We have 40 years of experience within the development of hermetic compressors which has brought us amongst the global leaders in our business, and positioned us as distinct variable speed technology specialists. Today we operate from engineering and manufacturing facilities spanning across three continents.

Danfoss Turbocor Compressors

Danfoss Inverter Scrolls

Danfoss Scrolls

Danfoss Optyma Condensing Units

Danfoss Maneurop Reciprocating Compressors

Danfoss Light Commercial Refrigeration Compressors

Our products can be found in a variety of applications such as rooftops, chillers, residential air conditioners, heatpumps, coldrooms, supermarkets, milk tank cooling and industrial cooling processes.

http://cc.danfoss.com

Danfoss Commercial Compressors, BP 331, 01603 Trévoux Cedex, France | +334 74 00 28 29

member of:
ASERCOM
www.asercom.org

Danfoss can accept no responsibility for possible errors in catalogues, brochures and other printed material. Danfoss reserves the right to alter its products without notice. This also applies to products already on order provided that such alterations can be made without subsequential changes being necessary in specifications already agreed.
All trademarks in this material are property of the respective companies. Danfoss and the Danfoss logotype are trademarks of Danfoss A/S. All rights reserved.

© Danfoss | DCS (CC) | 2015.05