

ICON Coupling®



Connect two pipes using the internal surface



Fernco App
for iOS & Android

 **MADE IN
BRITAIN**®



Create watertight
connections using the
internal surface

of pipes from 4" / DN100
and above.

Introducing **ICON Coupling**

Have you ever come across a pipe that is encased in concrete or another hard material and had to slowly 'chip away' the material around the pipe in order to fit a coupling on the external surface? If so, you'll know that its costly, tedious and can take hours.

Or, have you suffered the pain staking effort it takes to achieve a watertight seal on a external wound spirally reinforced pipe?

Fernco's Icon (internal connection) couplings solve a multitude of pipe connection problems that traditional couplings simply cannot. Available as 'of-the-shelf' sizes from 4" / DN100 or fabricated to bespoke sizes in line with Fernco's highest quality standards.

"The Icon couplings have been designed with the installer in mind to save from potentially hours of labour time." Fernco R&D Team



**Ever needed to
connect a pipe
that's been cut
off at the surface?**

Continue to
find out more.

Connecting DN100 or DN150 pipes?

Icon Pushfit

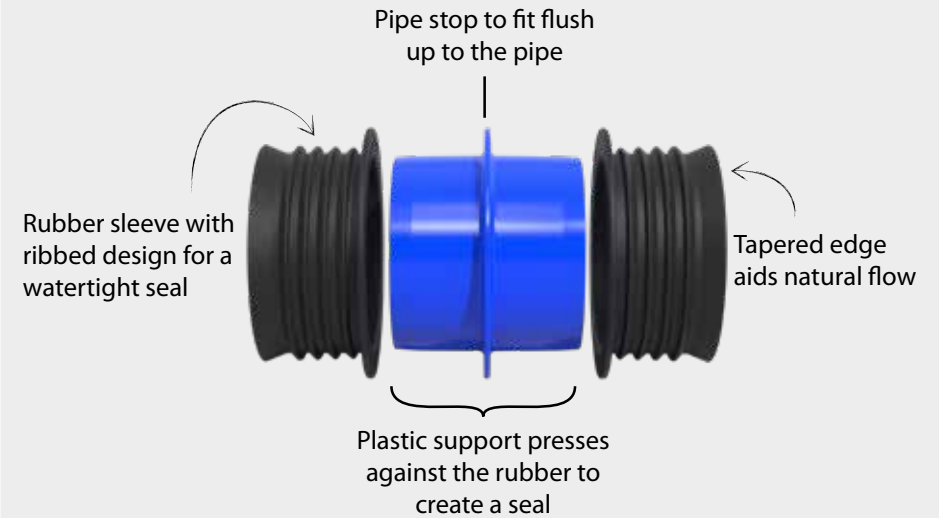


Install this range of Icon Pushfits without the need for any tools in just 30 seconds or less.

The materials of the components conform to the latest standards for below ground applications, whilst the visual appearance remains minimal when installed making it also ideal for aboveground applications.

Product Code	Nominal Dia. (mm)	Description	Common Pipes
IC95P	100	For connecting two pipes with internal diameters: 93mm-98mm	4" OLD CLAY
IC95-100P	100	For connecting two pipes with small differences in internal diameters. Internal diameter pipe 1: 93mm-98mm Internal diameter pipe 2: 99mm-104.5mm	4" OLD CLAY To... 4" PLASTIC 4" CAST IRON 4" NEW CLAY
IC100P	100	For connecting two pipes with internal diameters: 99mm-104.5mm	4" PLASTIC 4" CAST IRON 4" NEW CLAY
IC150P	150	For connecting two pipes with internal diameters: 147.5mm-153mm	6" PLASTIC 6" CAST IRON 6" CLAY
IC95-150P	100-150	For connecting DN100 pipes to DN150 pipes: Internal diameter DN100 pipe: 93mm-98mm Internal diameter DN150 pipe: 147.5mm-153mm	4" OLD CLAY To... 6" PLASTIC 6" CAST IRON 6" CLAY
IC100-150P	100-150	For connecting DN100 pipes to DN150 pipes: Internal diameter DN100 pipe: 99mm-104.5mm Internal diameter DN150 pipe: 147.5mm-153mm	4" PLASTIC 4" CAST IRON 4" NEW CLAY To... 6" PLASTIC 6" CAST IRON 6" CLAY


Technical Specifications



Technical Datasheet available at www.Fernco.co.uk

Benefits

- No need to expose external surface of pipe
- Can be installed in 30 seconds or less
- Quick and easy alternative to standard coupling
- Pushfit connection - no tools required
- Can be removed and re-used
- Watertight connection on any pipe material
- Connects pipes of differing or irregular outside diameters
- Pipe stop indicates that the product is properly installed, when it is flush to the pipe end
- Tested to 2.5bar inline pressure



Step 1

Clean the internal surface of the pipe from slurry and debris.



Step 2

Push the Icon into pipe 1 up to the product's pipe stop.



Step 3

Push pipe 2 onto the opposite end of the Icon.

Ensure that the tapered edge on the rubber sleeve does not fold back when inserting into the pipe.

Connecting DN150 and above pipes?

Icon Mechanical



Benefit from the strength of an internal stainless steel body for extra reassurance.

The Icon Mechanical range is designed for pipes from DN150 and above. The products are made to order in 24hrs meaning Fernco can manufacture them to the exact requirements of the pipe.

The range is also complemented with a range of Icon Bushes to accommodate small differences in internal pipe diameters.

Product Code	Nominal Dia. (mm)	Icon Bushes - Product Code			Information required to specify product size
		1.5mm	2.5mm	4mm	
IC150	150	BCI015/150	BCI025/150	BCI040/150	DN (Ø)
IC200	200	BCI015/200	BCI025/200	BCI040/200	
IC225	225	BCI015/225	BCI025/225	BCI040/225	
IC250	250	BCI015/250	BCI025/250	BCI040/250	
IC300	300	BCI015/300	BCI025/300	BCI040/300	
IC375	375	BCI015/375	BCI025/375	BCI040/375	External measurement
IC400	400	BCI015/400	BCI025/400	BCI040/400	Internal measurement
IC450	450	BCI015/450	BCI025/450	BCI040/450	Pipe material (for both pipes)
IC500	500	BCI015/500	BCI025/500	BCI040/500	
IC525	525	BCI015/525	BCI025/525	BCI040/525	
IC600	600	BCI015/600	BCI025/600	BCI040/600	

Technical Specifications

Rubber sleeve with ribbed design for a watertight seal



Internal stainless steel body for maximum strength



Interchangeable bushes to accommodate different internal diameters

Spacer bracket to assist in installation

Tapered edge aids natural flow

Technical Datasheet available at www.fernco.co.uk

Benefits


- No need to excavate existing concrete backfill
- Save hours of labour time per connection
- Standard 8mm hex head screw to tighten bolt(s)
- Strong stainless steel body
- Watertight connection on any pipe material
- Connects pipes of differing or irregular outside diameters
- Spacer bracket indicates that the product is fully inserted, when it is flush to the pipe end
- Passes pressure tests up to 1 bar
- Jetting resistance up to 180 bar / 2600 psi

Made to order in only




Approved by





1. Ensure a defect free surface. For concrete pipes, lubricate the inside surface.
2. Place the coupling into the end of the pipe that is already laid in the ground, ensuring that the tightening device(s) is(are) positioned correctly.
3. Push the coupling into the pipe until the tightening and positioning brackets abut the pipe face.
4. Present the second pipe to the coupling, ensuring it is centred and aligned, and push it fully up to the tightening and positioning brackets.
5. Tighten the M10 bolt(s) up to the recommended torque as indicated on the product label.

Note: If multiple bolts are used, tighten evenly until torque is reached. Torque must be re-checked multiple times to account for stress relaxation.



Watch the installation video
at www.fernco.co.uk

Standards and Services



Fernco are committed to manufacturing products to the highest of standards. To demonstrate and enforce this, the Company implement a Quality Management System which complies with the requirements of ISO 9001:2015.

This results in an Icon range with near zero defect or failure risk, when installed correctly. When Fernco combines quality with a culture of innovation the customer benefits from products and services that add real value to their businesses.



Order bespoke Icon products today and receive within 48 hours. Fernco offer a unique service and delivery combination, which allows us to take customer orders, manufacture within 24 hours and despatch for a next day delivery on a pre 10:30am or 12pm drop, either to site or a local builders' merchant.

You're in safe
hands with our
Technical Team

Rob,
Technical
Manager



☎ 01226 344 100

Have you seen our full range of products?

Visit www.fernco.co.uk



Please contact us if you'd like more information:

Endeavour Works, Newlands Way, Valley Park,
Wombwell, Barnsley, S73 0UW, England

+44 (0)1226 340 888

sales@fernco.co.uk

www.fernco.co.uk



Fernco App
for iOS & Android

V013AUG22