



5

DESIGN IN ENTRANCE AREAS

- 73 Top Clean TREND® CURVE for exclusive entrance areas
- 75 First Impressions Last! Matting Systems in Your Corporate Design
- 76 Stainless Steel profile with Logo
- 76 Logo profile with LED Illumination

ROBINSONS

ORCHARD

Form follows function: Circular matting solutions can be realized if required by your architectural design. For a radius larger than 60 cm, curved profiles are available. Ribbed carpet inlays and brush cassettes can be added to achieve a high-performance cleaning concept.




TOP CLEAN TREND® CURVE FOR EXCLUSIVE ENTRANCE AREAS

This system combines high cleaning power with innovative design. It is available in custom-made versions with curves and a variety of profiles according to your individual preferences. Featuring different variants with ribbed carpet or cassette brush, this solution is recommended for interior or outdoor areas. Also available is the special Top Clean STABIL CURVE design for heavy-duty use. Top Clean TREND® CURVE features sound insulation, is dimensionally stable and easy to clean; not rollable. Delivery time on request.

Aluprofile	Warp resistant aluminium profile (alloy EN AW 6060, wall thickness up to 1.5 mm) for fully supported installation.
Upper	<p>Different deposit options are available or can be combined with each other.</p> <ul style="list-style-type: none"> • Ribbed Carpet: UV-resistant heavy-duty polypropylene, slip-resistant properties R 11 conforming to DIN 51130 (German Industrial Standard). • Cassette Brush made of robust, heavy-duty polyamide 6, slip-resistant properties R 13 conforming to DIN 51130 (German Industrial Standard). • On request: Anti-slip Grooved Rubber (EPDM), with lengthwise and crosswise grooves, robust and UV resistant in accordance with DIN 7863, non-skid category R9 in accordance with DIN 51130 (German Industrial Standard), fire behavior for mat height 17 mm = Bfl-s1, for mat height 22 mm = Cfl-s1 conforming DIN EN 13501-1 (German Industrial Standard).
Underside	Base of the mat is mechanically fitted with rubber inserts for anti-slip and noise reduction.
Connection	Stainless steel wire rope V2A for Ø 2 mm for 17 mm mat height, coated galvanized wire rope for 22 mm mat height.
Lock	Special threaded nipple with stainless steel screw (rust-proof).
Profile Spacing	4 mm. Flexible spacers made of rubber.
Dimensions	Smallest bending radius is 60 cm. Largest one-piece profile length (arc length) is 300 cm.
Profile Colours	Natural Aluminium.


ALSO AVAILABLE: STABIL VERSION

Standard Colours · Special Colour options page 28



Due to technical limitations colours are only approximate.

Cassette Brush

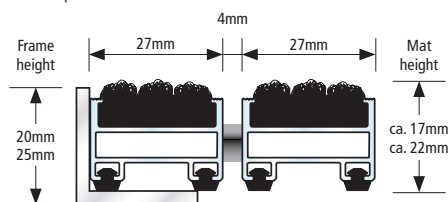


Grooved Rubber




Top Clean TREND® CURVE

Model Top Clean TREND®



- For use indoors or in covered outdoor areas
- For outdoor use
- Accessible
- Recyclable
- Rust-proof



All profiles feature highly effective impact sound insulation!





FIRST IMPRESSIONS LAST! MATTING SYSTEMS IN YOUR CORPORATE DESIGN

The entrance area should reflect a company's identity and values. A perfectly arranged entrance is key for visitors to feel comfortable when entering the building. Interior design, illumination, decoration – each element counts. A clean appearance is also an important factor. Here, efficient entrance matting systems from the TOP CLEAN brand are sustainable dirt collectors.

To make your company's appearance even more impressing, our entrance mats may become elements in your corporate design. We have developed various manufacturing techniques to integrate logos and lettering in TOP CLEAN systems. The results are eye-catching applications that provide high efficiency. Our profiles and inlays may be combined according to individual requirements – for public buildings, hotels, office or administration buildings.

All we need to realize the design you wish is an image or vector in jpg., pdf., or dxf. format. Please get in touch with us for further advice – our specialists will gladly support you!


Durable Systems with a Ribbed Carpet Composition

We integrate logos, images, and shapes in Top Clean premium entrance mats with ribbed carpet – to hand-made quality. In this elaborate procedure, comparable to marquetry, we use a laser to cut templates out of the ribbed carpet. The cut areas are then filled with ribbed carpet in colours according to our customers' corporate design. Please select any colour from our portfolio for applications (see page 28). Logo sizes must be compatible with mat sizes. Thanks to the laser technique applied, logos will not be abraded, even if mats are exposed to heavy pedestrian traffic. This ensures high durability, superior to print techniques.

Large-size logos and lettering fit best for this method. The technique is not suitable for filigree structures, colour gradients, or shades.



STAINLESS STEEL PROFILE WITH LOGO




Stainless steel profiles with laser-cut logos provide an exclusive appearance in entrance areas. We offer tailor-made lettering – your slogan, company name, or welcome message in a broad range of font types and sizes. Again, all we need is an image or vector in a suitable data format.

Extra-wide profiles provide additional space for images or icons. Our profiles with ca. 60 mm width are made of high-quality, brush-finished chromium-nickel steel. According to the mat type chosen, the area designated for logos may be enlarged by the width of one or two aluminium profiles to a maximum of 120 mm.

A steel sheet coated in any RAL colour will be attached to the backside of the stainless steel profile. The classy component part is compatible with any Top Clean TREND and Top Clean STABIL variant.

LOGO PROFILE WITH LED ILLUMINATION



A high-end solution offering the highest degree of individuality in your entrance area: We can fill the laser-cuttings from your logo with transparent Plexiglas and illuminate them with an LED technique. When planning such an installation, power supply must be considered. The power supply unit must be integrated in the building equipment. A suitable cable must be installed in the mat frame on the underside of the logo bar (to be provided by the customer).

