



INTR/.

SYSTEMS

BACK TO WORK ESSENTIALS

/ . products to keep you safe

FOOT SANITISER MAT

For use with disinfectant treatments to create an aggressive infection control barrier. Replacement inserts available.



SEATING AND WAITING AREA SCREENING

Ideal for waiting rooms where social distancing is challenging.




WALL MOUNTED DISPENSER

Stainless-steel dispenser that works with any soap or hand sanitiser pouch. Comes with wall fixing kit.



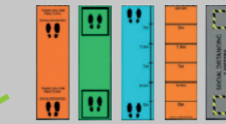
FLOOR-STANDING SCREEN

Suitable for lane dividing, lifts or between desks.



HANDS-FREE SANITISER DISPENSER

Pedal-operated stainless-steel dispenser that works with any hand sanitiser with push in top. No installation required. Optional ground fixings available.



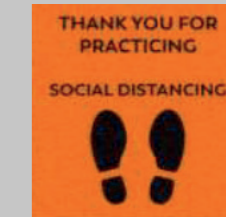
THROWDOWN MATS - 2M DISTANCING

Ensure 2m social distancing with our range of rubber backed mats. Combine with Gripfit® edging for additional safety.



GRIPFIT EDGING

Providing extra safety for throw down mats. No adhesive required. No visible fixings.




MESSAGE CARPET TILE

Replace existing carpet tiles with bespoke messaging, colours and logos




INFRARED THERMOMETER

Non-contact temperature testing to check the health of staff and visitors.



RECEPTION SCREENS

Desk mounted screens available in glass or acrylic. Multiple sizes.



ENTRANCE MATTING

Entrance Matting is your building's first line of defence against foot borne contaminants. Make sure it's performing at its best with a deep clean, brand-new installation or extension. Wide variety of recessed, low profile and surface mounted options available.

Product	Product Sizes / Dimensions	Code
 Hand sanitiser dispenser	1000m high	SAN622
 Wall-mounted dispenser	Single dispenser wall mounted	SD18
	950mm H x 500mm W	REC500
	950mm H x 1200mm W	REC120
	Other sizes available upon request	
	1800 H x 800mm W Disc foot	AX268
	1800 H x 1200mm W Disc foot	AX282
	1200 H x 800mm W Disc foot	AX294
	1200 H x 1600mm W Disc foot	AX298
	Other sizes available upon request	
	Single Booth - 1350mm H x 826mm W	SCW111
	Double Booth - 1350mm H x 1572mm W	SCW222

Product	Product Sizes / Dimensions	Code
 Throwdown Mats - 2m distancing	3000mm H x 850mm W Many other sizes & designs are available upon request	INT300
 Throwdown Mat - Wash Hands	850mm H x 1500mm W Many other sizes & designs are available upon request	INT1500
 Throwdown Mat- Clean hands	1500mm H x 850mm W Many other sizes & designs are available upon request	INT850
 Gripfit Edging	7.5 mm H Available with black or grey corners	GRIP
 Infrared Thermometer		ITM
 Message Carpet Tile	500mm H x 500mm W	MCT
 Foot Sanitiser Mat	600mm H x 900mm W Available in black and grey	SANM
 Entrance Matting	Deepclean, replacement or extension.	EMIN

INTR.
SYSTEMS

14 HEADLANDS BUSINESS PARK, SALISBURY ROAD, BLASHFORD, RINGWOOD, BH24 3PB
01425 472000 WWW.INTRASYSTEMS.CO.UK