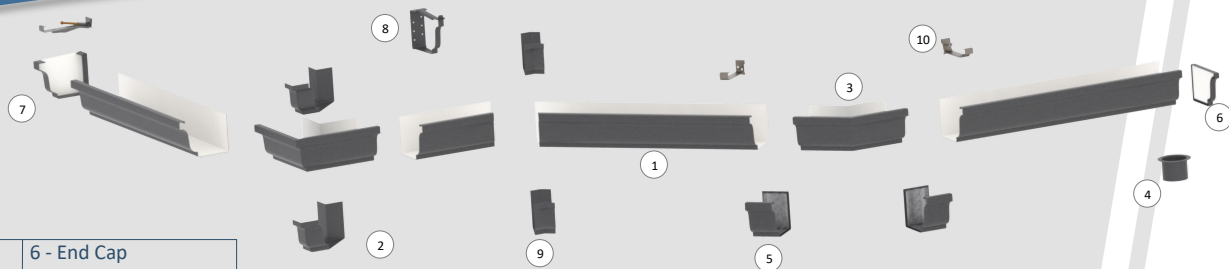




Product Data Sheet : Seamless OGEE Gutter System



1 - Gutter Section	6 - End Cap
2 - External Bay Mitre	7 - 1mm End Cap
3 - External box Mitre	8 - Fascia Bracket
4 - Drop in outlet	9 - External strip mitre
5 - Slip joint Connector	10 - Standard Bracket

Product Description:

Seamless Aluminum’s range of continuous OGEE Gutters are manufactured on site to provide the essential architectural features appropriate to both modern and traditionally designed buildings. The preformed elements slide together and are sealed with mastic and pop riveted or crimped together. They are fixed directly to fascia board through the back of the gutter with the use of our internal brackets or with the use of our mounting brackets.

Our system can be used as a direct replacement for Cast Iron. It can also be used on both flush and projecting eaves.

We can accommodate any special requirements you may have in relation to any special angles or brackets etc.

Physical Properties	
Material	Manufactured from 298/381mm Coil Aluminium to BS EN 12020-2:2008 and BS EN 755-2:2013 Aluminium alloy grade EN AW-1050A H14
Finish	ARS or Polyester Coated High gloss Coil. Produced to EN12206-1
Profile Available	125mm x 95mm x 0.7/0.9mm 150mm x 124mm x 0.9mm
Life expectancy	40 years or more

Standard Colour Options:



Durability/Performance:

Aluminium gutter systems have a low maintenance life in excess of 40 years in rural and suburban conditions and in excess of 25 years in industrial and marine conditions.

Fire Rating:

Non Combustible to EN13501-1:2007 + A1:2009
Coefficient for thermal expansion - 0.000023°C
Do not aid combustion
Melting point approximately 660°C

Standards:

All Seamless Aluminium Groups systems are manufactured under the ISO 9001 - 2015 quality management standards.

Compatible with:

63mm, 76mm and 102mm* circular downpipe
76 x 76mm square downpipe
102 x 76mm rectangular downpipe
* requires special outlet*

Flow Rate:

All the rates quoted are shown in litres per second. Gutter capacities are based on EN 12056-3:2000, assuming a maximum distance of 50 x gutter depth, from high point to outlet. Longer gutters or gutters with corners exceeding 254mm will have a reduced capacity.

	Gutter Capacity	Ø 63 mm	Ø 76 mm	Ø 102	76x76 mm	102x102 mm	102x76 mm
OGEE 125	2.84	1.28	2.19	3.51	2.66	-	3.10
OGEE 150	3.68	-	2.22	3.56	2.70	4.87	3.14

The Capacity of a rainwater system is usually dependent upon the capacity of the gutter outlet or flat roof outlet rather than the rainwater pipe. Please refer to BS EN 12056-3:2000, Section 6, Table 8 for capacities of vertical rainwater pipes.



Jointing:

If the gutter is required to be jointed using external connectors and are riveted together for additional strength. Lengths are butt jointed, then a low modules sealant, such as Pro sealer Clear is applied, the union is then riveted to both sides creating a joint which will stand up to thermal movement. Jointing is only required on lengths over 30meters.

Handling & Storage:

Gutters, downpipes and fittings, particularly with a polyester finish should be handled with care to prevent scratching while moving. Gutters should be lifted rather than dragged. Appropriate personal protective equipment should be worn to avoid injury from any sharp edges. Coils are heavy use of appropriate lifting equipment is recommended.

Maintenance:

In order to maintain proper working order, gutters should be periodically cleaned out and any built-up debris removed. Check all fixings are secure and take any remedial action to rectify if necessary. To maximise the life of the decorative paint finishes, all parts should be washed down at regular intervals and any damage repaired. Please see Cleaning and Maintenance document for detailed instructions.

FIXING METHOD:

Seamless OGEE Gutter to be fixed using a bracket at a maximum 450mm centres distance. Stainless screws to be used dependent on bracket used. Any Accessory brackets to follow same fitting method.

Manufacturer:

Telephone: +44 (0)121 765 4355

Email: Info@seamlessaluminium.co.uk

Website: www.seamlessaluminium.co.uk

Address: Seamless Aluminium International Ltd,

Unit 6b, Solihull Building Trade Centre, Olton Wharf, Olton,
West Midlands B92 7RN.

Compatibility:

Direct Aluminium contact with dissimilar metals or with materials containing lime or cement should be avoided. The polyester coating is an insulation but different metals should be separated by nonmetallic material to prevent electrolytic corrosion. The use of Aluminium in conjunction with copper roofs, cladding or flashings should be avoided. Contact Seamless Aluminium Ltd for advice where heavily polluted atmospheres or marine conditions are involved for advice on material choice.

Environmental:

Seamless Aluminium Group’s manufacturing site in Donegal is focused on ensuring all environmental steps are taken when producing any product. Aluminium is a sustainable material, infinitely recyclable and responsibly sourced. Seamless Aluminium Group has introduced solar panels to its manufacturing plant to aid in the reduction of greenhouse gas emissions and lowering its carbon foot print.

Technical Support:

Technical advice is available from Seamless Aluminium via:

Telephone: +44 (0)121 765 4355

Email: Info@seamlessaluminium.co.uk

Website: www.seamlessaluminium.co.uk

Address: Seamless Aluminium International Ltd,
Unit 6b, Solihull Building Trade Centre, Olton Wharf, Olton,
West Midlands B92 7RN.

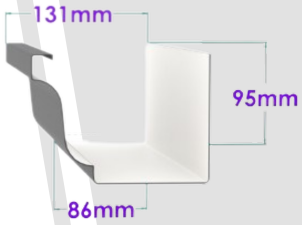

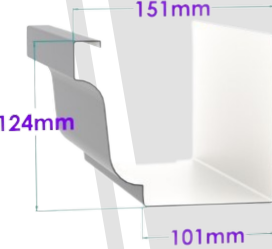







Seamless Aluminium Group pursues a policy of constant product development and information contained within this datasheet is therefore subject to change without notice. The customer is responsible for ensuring that each product is fit for its intended purpose and that the conditions for use are suitable. All quoted data is nominal and subject to production tolerances.



SEAMLESS ALUMINIUM
group

Product Data Sheet : Seamless OGEE Gutter System

OGEE Gutter Parts and Accessories:

	<p><u>125mm</u> <u>Gutter Section</u> <u>(5 inch)</u></p>		<p><u>Pop in Outlet</u></p>
	<p><u>150mm</u> <u>Gutter Section</u> <u>(6 inch)</u></p>		<p><u>End Caps</u> <u>Pressed or 1mm</u> <u>LHS or RHS</u></p>
	<p><u>1mm Box Mitres</u> <u>Inside/outside 90°</u> <u>135° or custom</u></p>		<p><u>Standard Fascia</u> <u>Bracket</u></p>
	<p><u>Bay Mitres</u> <u>Inside/outside</u> <u>135°</u></p>		<p><u>Secret fix Screw</u> <u>Hanger Bracket</u></p>
	<p><u>Strip Mitres</u> <u>Inside/outside 90°</u></p>		<p><u>Secret fix Standard</u> <u>Bracket</u> <u>Or Deep Bracket</u></p>



Cleaning & Maintenance

Introduction:

These recommendations cover procedures for cleaning and maintenance of powder coated Aluminium rainwater, eaves, coping systems. Powder Coatings are organic coatings which need to be cleaned and maintained regularly to ensure that the decorative and protective properties of the coating are retained. Powder Coated Aluminium materials, gutter and rainwater pipe systems are not a FIT and FORGET product and regular cleaning and maintenance (depending on environment) will be required to ensure product/ system lifespan and correct functionality.

Method:

Gutters should be regularly cleaned out of debris, leaves and grit to maintain the designed flow rate and to prevent ponding or debris build up which will in turn block gutters and downpipes. Check all joints are watertight, fixings are secure and take any remedial action to rectify if necessary. Usual maintenance of powder coated applied products can be done with an appropriate cleaning product, followed by clear water rinsing and wiping using a soft cloth. All surfaces should be cleaned using a soft cloth or sponge, using nothing harsher than natural bristle brushes. There is no need to overclean or apply excessive pressure or rubbing. We recommend frequent mild cleaning rather than infrequent heavy cleaning. If the project is subject to any hazardous unusual environmental factors, or is close to salt water, an estuary or marine environments then Seamless Aluminium Ltd must be consulted on an individual project basis. If the coating is very heavily soiled (i.e. due to lack of maintenance), then the recommendation is to consult a specialized cleaning company.

Recording:

Failure to follow cleaning and maintenance guidelines will render all Warranties null and void therefore a written record must be kept in respect of all inspections, maintenance, cleaning and repair work detailing the following Information Name and details of inspection , cleaning body, date of works (cleaning, maintenance and or repair), detail of works undertaken and Inspection report findings.

Cleaning Products:

Before cleaning the cleaning agent’s datasheet must be consulted. Usual maintenance can be done using water with mild detergent (pH 5 to 8) rinsing down afterwards with fresh water If the atmospheric pollution has resulted in heavy soiling of the coating, some stains or marks may require stronger domestic products such as products based of alcohol, petroleum spirits, white spirit, or bleach (diluted to 5%). In this case, it is necessary to rinse the coating immediately after the cleaning product has been used. In no circumstance should any abrasive cleaner or polish, or any cleaner containing ketones or esters be used.

Frequency:

The frequency of cleaning depends in part on the geographical and environmental location of the building, the elements it is exposed to and the standard of appearance that is required . Also the requirements to remove deposits, which could, during prolonged contact with either the powder film or the metal substrate, (if exposed) cause damage. As a general rule the coated surface should be cleared at least once a year in a normal environment. However in areas where pollutants are more prevalent, coastal areas or industrial areas a more frequent cleaning programme must be carried out. The Industry standards for the cleaning of Powder Coated Aluminium products dependant on their located environments are as follows:

Environment	Frequency of Cleaning
Normal Urban industrial. Moderate SO ₂ levels in coastal area with low salinity	12 months
Severe Industrial areas and coastal areas with moderate salinity and SO ₂ levels >30 mg/m ³	6 months
Hazardous Industrial areas with humid and aggressive atmospheres, with SO ₂ .> 30mg/m ³ Coastal and offshore areas less than one km from coast with high UV, high humidity and salt > 12 mg per litre rain water)	3 months