



CLASS LEADING ENERGY EFFICIENCY

Warm, secure and beautiful aluminium-hybrid windows.



KÖMMERLING®



BEAUTIFUL, STRONG AND SECURE

Introducing a window that is
25% more thermally efficient
than the competition.

Built around a belief that beauty doesn't have to compromise performance, WarmCore aluminium-hybrid windows were created out of a desire to combine the desirability and durability of aluminium with unparalleled insulation. The unique, full width thermal core is key to why WarmCore windows are 25% more thermally efficient than traditional aluminium systems.

Strong and secure, WarmCore windows come with multi-point locking, internal beading and are backed by a 10 year product guarantee - helping keep you and your home safe. Available as casement or tilt and turn windows, and with a flush sash option that brings the outer frame perfectly level with the opening part of the window - WarmCore windows are the perfect warm, secure and beautiful addition for your home.

**Built with a revolutionary
thermal core at its heart.**


MODERN WINDOWS FOR MODERN LIVING

The warmer choice that saves you money.

The traditional weakness of aluminium windows has been the aluminium itself.

While a beautifully strong and hard-wearing material, aluminium is a good conductor of energy. Meaning that the warmth from your home finds an easy path outside, leaving you colder and with higher heating bills. Most aluminium systems try to overcome this inherent weakness by replacing a section of aluminium with a small thermal break of less conductive material to lessen this heat loss.

WarmCore took a different approach, from inception this revolutionary window and door system was designed to be as thermally efficient as possible. Built around a full width thermal core - maximising the use of lower conductivity material - WarmCore is 25%* more efficient at keeping heat in your home than traditional aluminium solutions. Yet it doesn't compromise strength as the outer faces of the profile are high grade aluminium, positioned to add the greatest structural rigidity.



U1.6 W/m²K

Current Building Regulations Part L requirements for replacement windows

U1.3

Double glazed*

U0.8

Triple glazed*

warmcore
PERFORMANCE

U-Values explained

A U-Value is basically a measure of heat loss through a structural element. It is calculated on the rate at which heat transfers through 1 square metre of a structure and is stated in W/m²K. U-Values are used by the construction industry to compare the thermal performance of different materials and products.

* Data correct at time of publication, and dependent on window style. Based on competitor aluminium 70mm systems with the same glass specification.



The sleek architectural look that lowers fuel bills.

WARMER BY DESIGN

**Market leading
thermal performance.**

WarmCore has been designed from the ground up to offer market-leading thermal performance, and comfortably meets the requirements of Building Regulations across the whole of the UK.

Traditional aluminium windows can force you to choose aluminium aesthetics and finish over thermal performance. WarmCore gives you both, with its innovative full width thermal core.

This unique composite construction creates the most thermally efficient window in its class. This design philosophy has produced a window system that has exceptional thermal performance, helping keep fuel bills lower and heat in your home, while retaining the sleek and architectural look of aluminium.



**Sleek lines, and outstanding
attention to detail.**

BEAUTIFUL AESTHETICS

With built-in versatility.

Whether you are tucked up inside watching TV with your WarmCore windows protecting you from the elements, or have your windows flung wide open on a hot Summer's day you can be assured your high performance aluminium-hybrid windows will look pristine.


With clean, modern lines, WarmCore creates windows with a refined and understated beauty. Perfectly suited to modern architecture as well as replacement projects, from large fixed pane 'picture windows' to windows with multiple openers, WarmCore has it covered.

Attention has even been paid to how the window sashes look when open, with the black full-width thermal core creating a neat and thought-through appearance.

Tilt and turn

For the ultimate in versatility the WarmCore system is available as a tilt and turn window.

Ideal for use in upstairs locations, tilt and turn windows can be tilted inwards for ventilation - helping keep your home aired and fresh, alternatively they can be swung inwards for cleaning, or for when the day is too glorious to be locked out. Using the latest multi-point locking, and custom-designed hinges, tilt and turn windows are as safe and secure as the rest of the WarmCore range.



ELEGANT & FUNCTIONAL WITH SUPPORTING POTENTIAL


Delivering the potential for larger window styles.

WarmCore French casement windows have all the same great features as our current standard & flush casement windows, but with the benefit of a much larger opening area by utilising a flying mullion, which opens with the sash.

A stylish solution to meet fire escape regulations.

Not only is this window design clean, modern and contemporary, it provides a stylish solution to meet fire escape regulations where this is a requirement. We have designed a clever 2-part flying mullion end cap, which is a neat solution for dual colour windows.

The French window locking mechanism uses Yale approved gearing, which has successfully passed rigorous PAS24:2016 testing.





Bolster Bar

The new WarmCore bolster products provide additional support to transoms and mullions, allowing them to span further than previously possible. This means WarmCore can be considered for even larger window styles.

With the considerations of window style, wind loading and double stackable bolster design, WarmCore window transoms and mullions will now have the potential to span a 3 metre distance.

The bolster products fit all variety of styles for WarmCore windows, whether round or square featured.



MODERN, UNCLUTTERED AESTHETICS


The clean and contemporary styled flush sash.

WarmCore casement windows are available in a 'flush sash' option for the ultimate in clean, modern aesthetics.

Using a stepped outerframe, the sash - the opening part of the window - sits on the same plane as the rest of the window, creating a pure, cutting-edge look to this high performance window system.

In addition where two flush sashes meet, WarmCore uses a feature mullion - which echoes the flush sash feature, creating a precise bead line in-between the two windows.

The ultimate in clean, modern aesthetics.



COLOUR & STYLE OPTIONS

A different finish inside and out.

Colour

Available, as standard in a choice of 15 eye-catching powder coated colours and 6 stunning woodgrain foils, WarmCore also allows you to pick a different colour for each side of your window. Want a colour outside with white inside to leave you free to change your interior in the future? – with WarmCore that's no problem.

Style

A choice of 2 external sash and outer frame designs enable you to personalise WarmCore windows to suit the style of your home. Pencil Round styling helps to give a softer aesthetic, while Square styling creates a precise contemporary look.


Powder coated colours

Pure White	Anthracite Grey RAL 7016	Cream RAL 9001	Lavender Haze BS 4800 22 B 17	Telegrey 4 RAL 7047
Telegrey 2 RAL 7046	Dusty Grey RAL 7037	Slate Grey RAL 7015	Jet Black RAL 9005	Deep Saxe Blue BS 381C 113
Light Admiralty Grey BS 381C 697	Pebble Grey RAL 7032	Traffic White RAL 9016	Smoke Grey BS 381C 692	Antelope BS 4800 08 B 21

Woodgrain foils

Light Oak Super-Matt	Ginger Oak Super-Matt	Honey Oak Super-Matt
Monument Oak	Amaranth	Macore

Style options



Pure White and Anthracite Grey are available in both Pencil Round and Square profiles, all other colours and foils are available on Square profile only. Please note, the colours and finishes shown in this brochure are as close as the printing process allows. Product specification may be subject to change without notification as part of product improvement.

THERMAL PERFORMANCE UPGRADE

Triple glazing - for ultimate thermal performance.

Robustly designed to take the weight of triple glazed units as standard, choose this option for the ultimate thermal performance - at least 75% better than standard double glazed aluminium windows.

Opting for 44mm triple glazing rather than standard 28mm double glazing reduces the whole window U-Value rating from 1.3 to 0.8. Triple glazing is ideal for WarmCore windows installed in exposed locations.

+75%

Better thermal performance than standard double glazed aluminium windows.



Outer frame
corner assembly



Weather performance

Q-Lon polyurethane foam seals ensure exceptional weather performance, keeping draughts and wind driven rain outside, and you and your family warm and snug.

Rubber gasketed beads provide a secondary weather seal, helping WarmCore to comfortably exceed the requirements of BS6375-1: the classification for weather tightness on windows and doors.



10 YEAR GUARANTEE AS STANDARD

**Designed to stand
the test of time.**

From the design of the unique thermal core to the 70-80 micron powder coat finish on the aluminium (marine grade is 60 microns thick), WarmCore windows have been designed to stand the test of time.

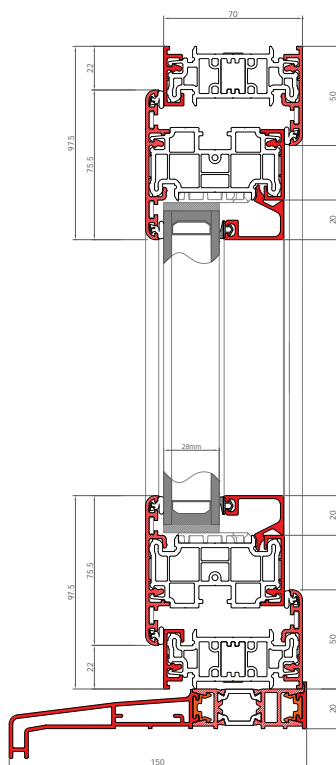
All fixings used are chosen to resist corrosion - and multi-point locks and purpose designed hinges have been precision engineered to perform consistently every single time, year on year.

In keeping with this attention to quality, WarmCore windows carry a 10 year guarantee - covering material, profile integrity and surface finish. So you can feel confident in your decision to add WarmCore windows to your home.

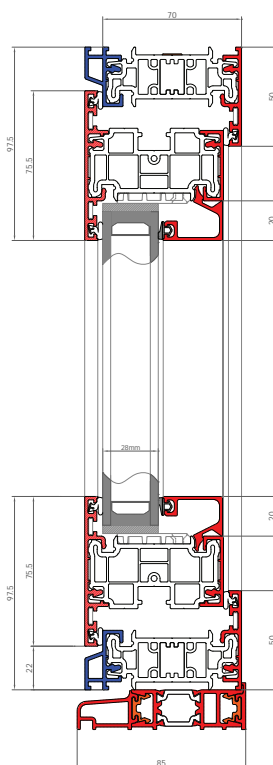
*Full T&C's available separately.

CROSS SECTIONS SHOWING DIFFERENT WARMCORE CONFIGURATIONS

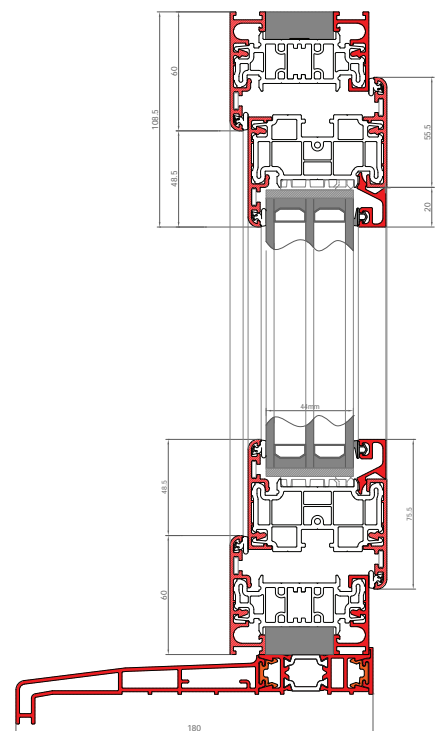
A



B



C



- A.** Double glazed pencil round casement window on 150mm sill
- B.** Double glazed square flush casement window on 85mm sill
- C.** Triple glazed pencil round tilt and turn window on 180mm sill

WARMCORE DOORS COMPLETE THE RANGE

Discover our folding sliding, single & french doors.

The WarmCore system is also available as wide-span folding sliding doors, as well as single or French doors, ideal for keeping a consistent look with WarmCore aluminium windows.

Built to the same exacting standards as the windows, this range brings all the benefits of Warm Aluminium to the doors in your home. Folding sliding doors are available in inward or outward opening configurations up to 6m wide, with as many as 7 opening sashes gliding along custom designed tracks.



profine UK Ltd.
Common Lane,
Huthwaite,
Nottinghamshire, NG17 6AD.

Phone - 01623 579200
Email - enquiries@profine-uk.com
Web - profine-uk.com
Online sales portal - portal.profine-uk.com

